



Active Speaking Homework for Elementary and Middle School Students

Anna Fu • IELTS SMART LEARNING

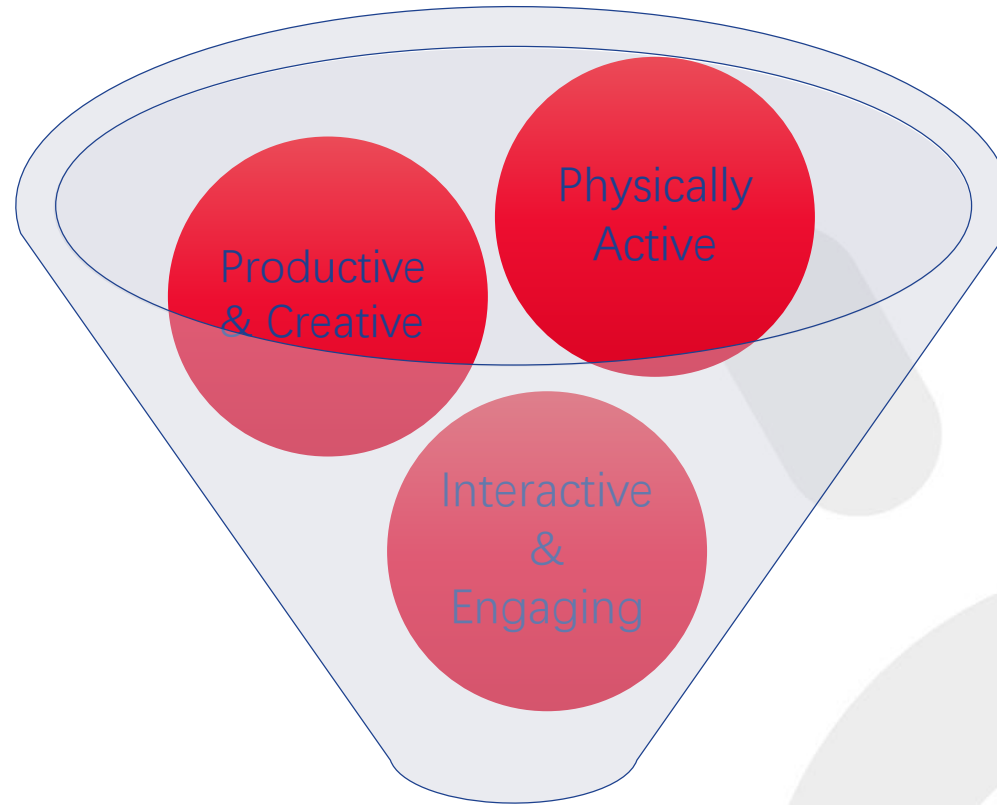
Active?



IELTS™ 雅思智学
— 不仅仅为了考试 —



Active



Meaningful



Physically
Active



Total Physical Response for YL

- ✓ Great warm-up for class
- ✓ Engaging & fun, a little challenging
- ✓ Automatic response = automation
- ✓ Training attention, listening skills and comprehension
- ✓ Gardner's multiple intelligences theory

Gardner's Multiple Intelligences





Total Physical Response for YL

- ✓ **Simon Says:** the parent has to play the role of a teacher and give instructions like “Simon says, ‘touch your nose’ ” and then records the child’s response in a video.
- ✓ **Simon Says (alternative version):** the teacher records a Simon says video and the parent just has to play the video and record the child’s response.





Total Physical Response for YL

- ✓ Charades: students have to silently act out a key word assigned by the teacher and record a 10 second video for the rest of the class to guess. This activity taps into comprehension and helps recalling/remembering

**Car
Wash**

Angel

**Video
Game**



Total Physical Response for YL

- ✓ Home Dance Videos (Kids Bop/Go Noodle/iQiYi): assign a few dance videos for the child and parents to imitate or create their own dance moves
- ✓ Great for family bonding and learning language through movements, rhymes and rhythm



Interactive & Engaging



Interactive & Engaging

- ✓ **Role Playing Dialogue:** the child and parents/sibling(s) should dress up like characters in a textbook conversation and reenact the scene. Kids can even rewrite the script to have a surprise ending. This helps with learning content in context and remembering the dialogue .
- ✓ **Taboo practice:** students have to describe an item without using the exact word(s) and send the audio/video recording to the class group chat for the rest of the class to guess. Whoever guessed the most items correctly in the class will get a reward from the parents. This helps with paraphrasing and expanding vocabulary.

**School
Bus**

**Bank
Teller**

Cavity



Interactive & Engaging

- ✓ **Picture dictation:** have half the class draw a picture of the topic they have just learnt (Toys/My Home/Animals) on their own, then record a video of themselves describing the picture to a partner; then the partner has to reproduce the picture for the teacher. Teachers will grade based on the first student's description quality and the partner's dictation ability/listening skills.

on Futurelearn

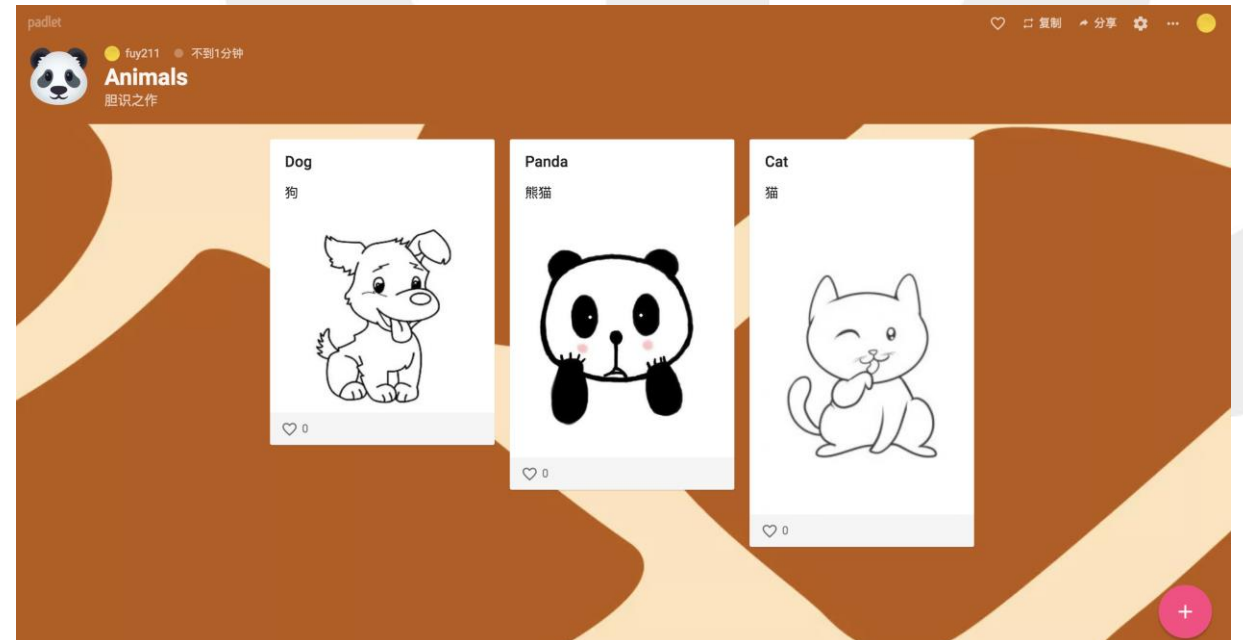
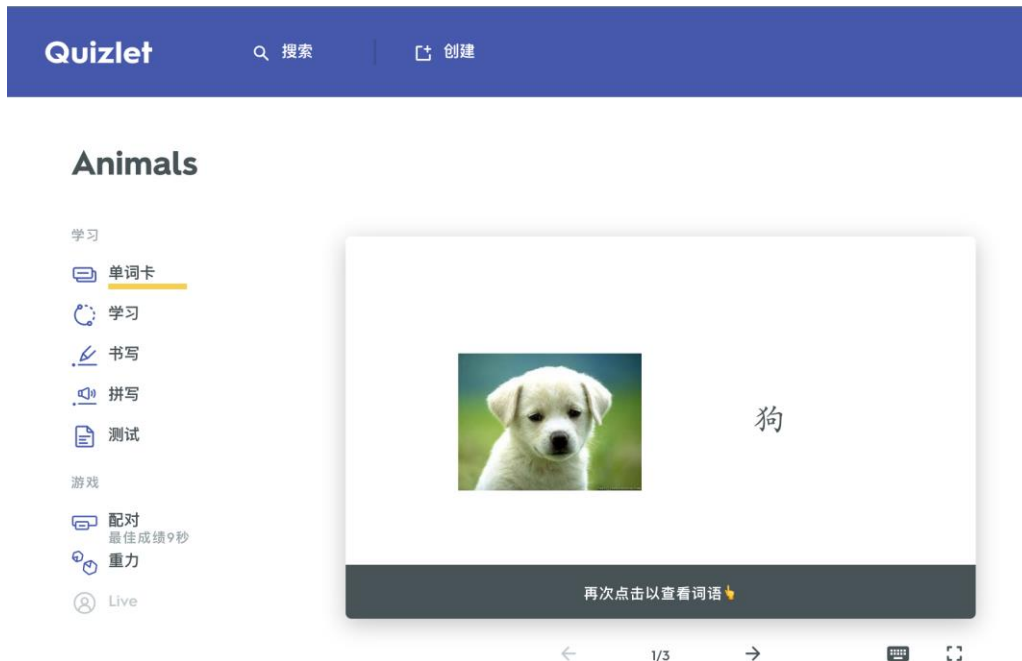


Productive & Creative



Creative


- ✓ **Picture dictionary:** students have to make their own picture dictionary for all the key words/phrases learnt in class
- ✓ **Quizlet or Padlet:** create their own flashcards





Productive & Creative

- ✓ **Picture Puppet Show:** have the children write a simple story based on what they have learnt in the week and make a picture puppet show like below. This targets memorizing chunks of language and using language in context.





Productive & Creative

- ✓ **Tour Guide:** have the child pretend to be an English tour guide at home, in the park, or in the convenience store to introduce places, plants and objects to the class. This is fun, encourages creativity and targets output ability.




(天天小朋友抖音)



Productive & Creative

- ✓ **Show & Tell:** have the child take a picture or video of his favorite food/toy/furniture/game and introduce it to the class on Padlet. This helps with recycling vocabulary and producing longer, freer speech.





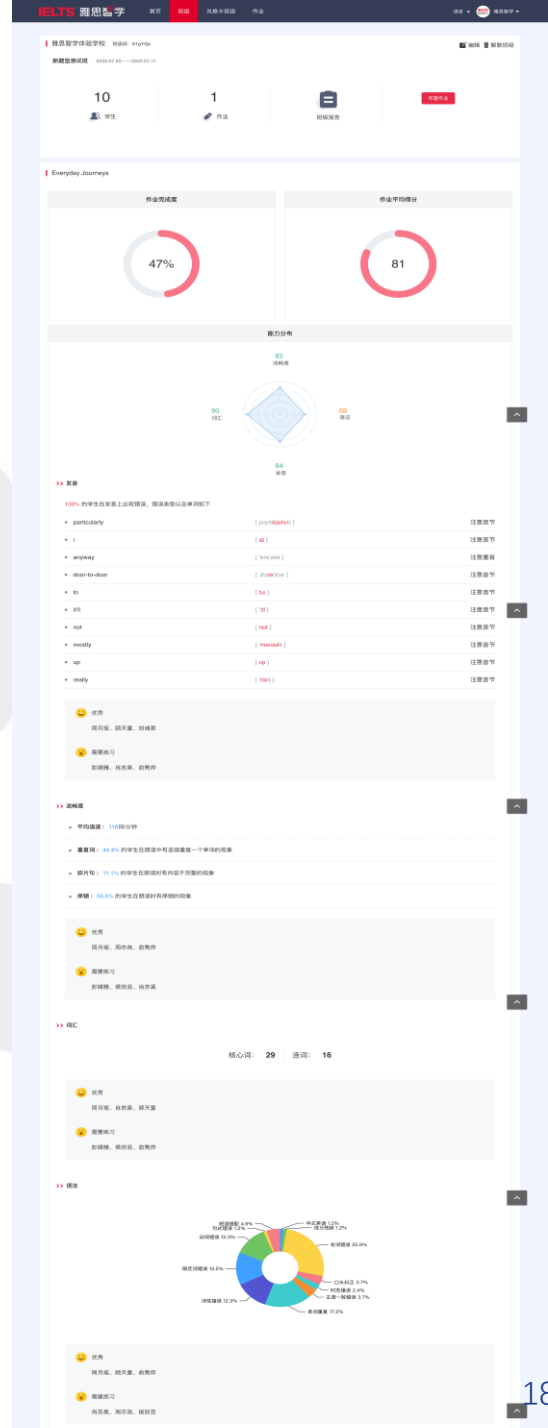
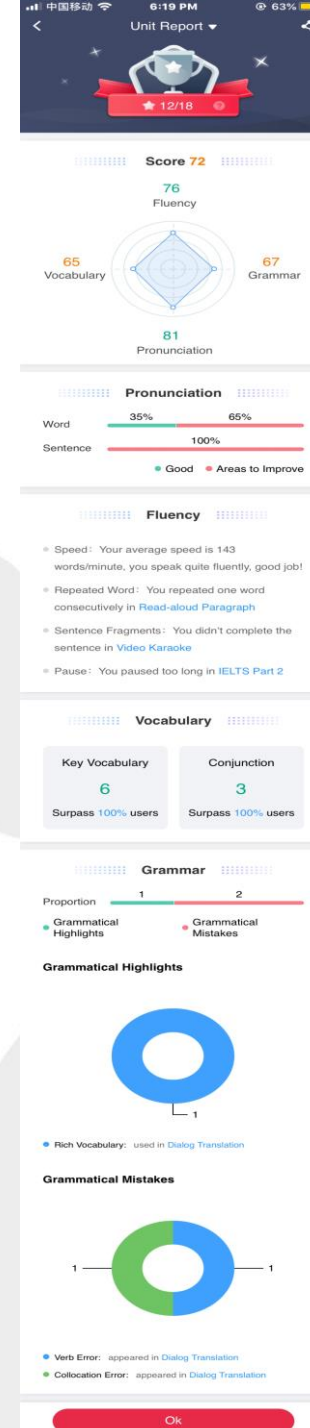
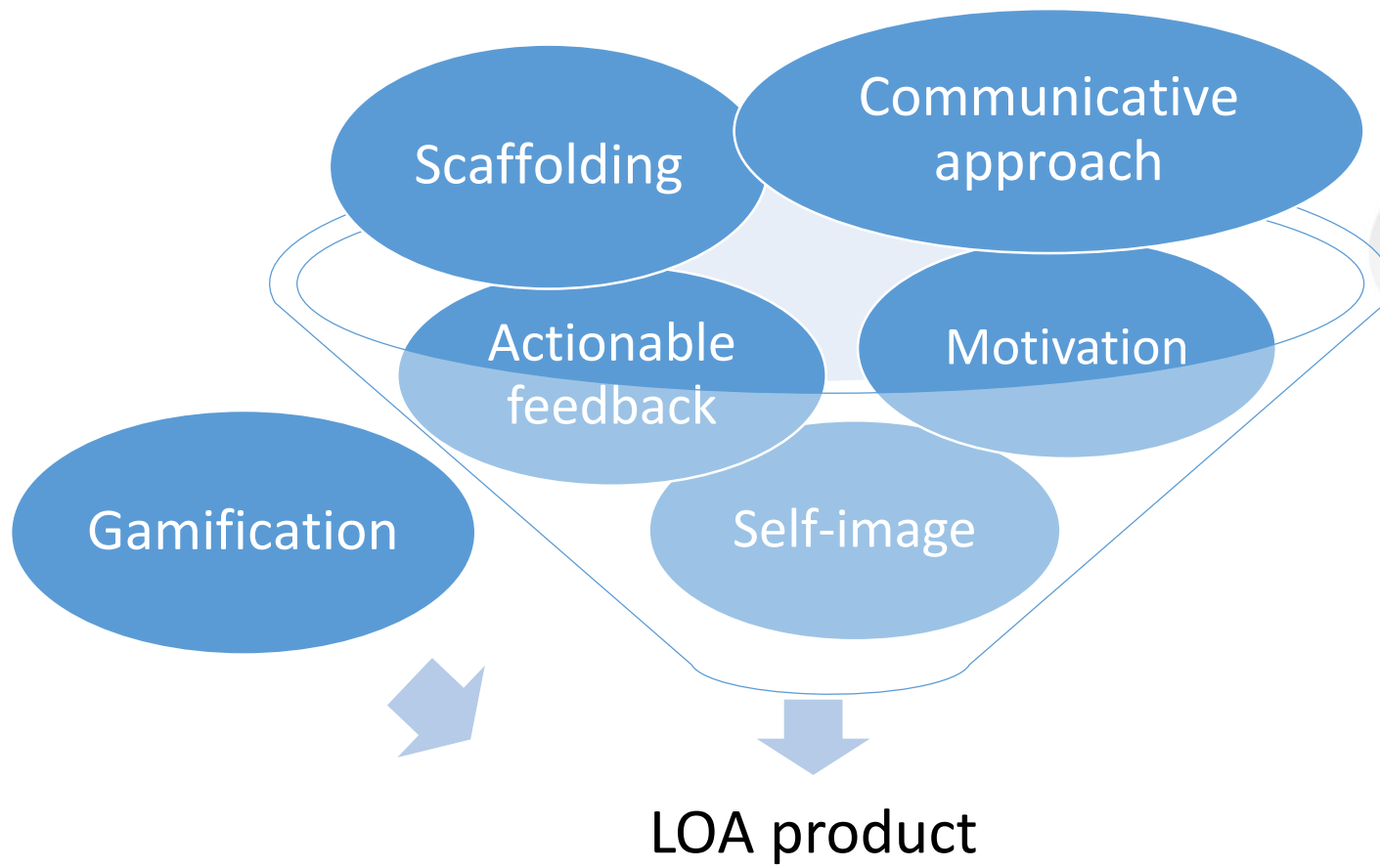
PBL for older learners

- ✓ Mini lesson: teacher can assign speaking homework on the IELTS Smart Learning App (雅思智学) and identify problems students have in common. Then, assign these problems to groups of students for them to create mini lessons to teach the class.
- ✓ Test-teach-test: assign a speaking quiz for homework and teach the students to improve on what they did poorly and then assign the same speaking quiz again to see if they have improved.





Good pedagogy





Good learning behaviours

Learning (Learn through activities)

- Recycling vocabulary
- Using language in context / chunking of language
- Accepting guided discovery elements

Speaking (Learn through activities)

- Using the full time allowed in freer tasks
- Prioritising fluency over accuracy



Improving (App-learning)

- Acting on feedback
- Repeating tasks and achieving progress
- Some ability to self-assess
- Regularly access the app (little and often)



雅思智学产品介绍

IELTS™ 雅思智学
— 不仅仅为了考试 —

教

学

练

评

管

- ✓ AI口语练习产品，学生端APP在手机/平板上使用
- ✓ 教师端在网页中使用
- ✓ 形成性测评产品，用人工智能赋能口语教学
- ✓ 由雅思官方设计出品
- ✓ 由科大讯飞提供人工智能技术
- ✓ 产品介绍视频

<https://v.qq.com/txp/iframe/player.html?vid=u0959a5d7ri>



Thanks!

IELTS™ 雅思智学

— 不仅仅为了考试 —





Q & A



傅莹玮
学术总监

雅思智学
13439982460
contact@yasizhixue.com



教学视频参考：

https://pan.baidu.com/s/1h_TmB1Q2D2xjKV25d1o7LA (密码: ccgz)

免费教师账号申请：



各大应用商店下载（学生端）：



Question and Answer

Now, let's take some questions from the Q and A.



You can also use the chat box to leave your comments and questions!

