

Open Door

Transform buildings, treasure the past.

Call for proposal stream finalists
案例征集入选者

RIBA 

 BRITISH
COUNCIL

 OPEN
DOOR
Transform Buildings. Treasure The Past.

在野

Wilding Lounge

艺术空间



RIBA Open Door: Transform buildings, treasure the past

Wilding Lounge Cafe

SYN
ARCHITECTS
裂蓝建筑

Company Profile

SYN Architects (Shanghai) is a subsidiary of SYN Architects Corporation based in Beijing. The company was set up in 2019, and have so far delivered a number of high-profile architecture, interior, and urban design projects in Shanghai, Shandong, and Zhejiang Province.

We are a multi-disciplinary team of creative architects, urban designers, landscape designers and business planners. Our projects centre around rural rejuvenation and urban renewal. We believe through creativity, we can develop focus on projects with positive social impact. In a fast changing and increasingly diverse market environment, we believe it is key to engage in cross-disciplinary dialogue and collaboration. Only so can we enrich the built-environment of the future, and cater for the need of diverse user groups.

Our team is made up creative individuals from a number of different nationalities and provincial backgrounds. We believe that our dynamic company culture and creative skills benefit from such diversity, and which we continue to encourage and promote into the future.

KEY PROJECT MEMBERS



Li Yunfeng

Project commercial director;
China Grade One Qualified
Architect 2018



Zihong Yue

Project Architect;
ARB Part 3 Qualified
Architect 2017



Yin Lixia

Space Operations Director;
Experienced Event Planner



Wang Chenxin

Interior designer;
On site monitoring



Liu Fei

Interior designer;
On site monitoring

Project description

Wilding Lounge Cafe was a urban renewal project, that converts a 1950s State-compound theatre building into a new destination and event space for mostly young people. The re-purposing of what was once a centre of life and activities inside a state-company compound, into a different kind of public space events breathes new life into the old building, and helps to protect the memories of communities that used to use it on a daily basis.

Although the old theatre building isn't listed as heritage architecture, neither is it very old. We believe its values lies in the fact that it was a point of community memory. It shouldn't be erased from the city centre like so many buildings of the same period. Furthermore, it was well designed and well-constructed. Simple erasure would be wasteful. Our design followed the business strategy which we advised to the client. We advised that the space must attract fashionable young people in order to become famous through social media, but it must to rely on events-making to become economically sustainable. It is well-located on a commercial street, surrounded by four universities. In addition to this, the design had to develop an aesthetic that is modern, as well as poetic. For which we re-used and protected the materiality and old design features as much as possible. The new material that we introduced complemented the old. We introduced new spaces of surprise, elements of fun, and we designed the lighting to be atmospheric. This together with carefully planned internal greenery created a new style, and demonstrated new possibilities for transforming such decaying spaces into things of beauty.

We protected the flexibility of its old open space, a treasure-legacy of the building's past life as a theatre. It is the flexible main space that allows easy adaptability for different events ranging from music

concert, art exhibition, customized weddings, to book publication, and high profile charity events. What complemented the flexibility of the space is the flexibility of lighting. Spot-lights on tracks were installed, which can be shone at different angles and brightness to create different atmosphere for different occasions. With limited budget, we upgraded thermal comfort of the space, replacing all old windows with new ones that have better frames and insulation. We also sealed the main entrances with better detail design, and created an atrium with openable windows for ventilation. To further improve user-comfort, we installed underfloor heating, which in the winter works more efficiently than air conditioning.

We are particularly proud that the design of the space was so popular among Ji Nan's young people. It was well published on "Little Redbook" social media platform, and topped Ji Nan's "best place to go" list for six weeks running. This saved the client all the money that were planned for advertizing. We are also proud that it has successfully hosted so many events, including 'Herme's Charity Auction', where the money raised went to Ji Nan's Orphanage for children in need. Over the past two years, Wilding Lounge became a local by-word for positive social impact and popular urban destination. The success of the project is not only due to the dedication of the operations team, but also because the existing building had the large open spaces and high-ceilings that is now very expensive in city centres. Should the client decide to demolish the old building, the cost of renting and running this kind of space would be prohibiting.

Over the past 40 years, China had undergone the fastest economic growth in human history. This lifted hundreds of millions out of poverty. However, the same process has pitted so much tradition in the march of urbanization. Today, China is at a critical stage of economic transition, where fast development is gradually being replaced by good-quality development. As basic needs of the market is

fulfilled, what user groups and organizations need now is more customized products and services to support their varying needs of economic growth. The need in the market to modify 'buildings' will increase, but average investment for modification will decrease. More than ever, there needs to be more sustainable ways of development, and urban re-newal not urban re-build is gaining more support. Sustainability is a comprehensive system. We believe the business model and design of Wilding Lounge provides an illustrative case where the modification of existing buildings is more sustainable both in terms of material re-use as well as investment-and-gain.

Two years on as we reflect on the project, it is helping to set new directions for our company. Social-sustainability, community memory, and positive social activism now goes into our mix of skill sets alongside design. As a young practice, we are encouraged by the prospect, and we feel committed to protect more pre-reform period architecture, as well as turning them into beautiful and useful spaces for targeted users of the future.

CONTENT

1. Exiting building

Project wider location
No.6 creative park
Photos of the existing building (1 of 7)
Photos of the existing building (2 of 7)
Photos of the existing building (3 of 7)
Photos of the existing building (4 of 7)
Photos of the existing building (5 of 7)
Photos of the existing building (6 of 7)
Photos of the existing building (7 of 7)

2. Space re-organization

Programming
Ground floor additions - Space, flexibility, and fun!
1st floor additions - integrity and simplicity
Ground floor plans
Mezzanine floor plans
1st floor plans

3. Lighting strategy

Natural light strategy
Photo of atrium
Photo of CEO's Office
Photo of designers' studio
Artificial lighting strategy
Photo of mezzanine
Photo of main space
Photo of bar area

4. Aesthetic strategy

Design concept: creating 'an internal romantic ruin'
Material Palette
Internal garden and plants (1 of 2)
Internal garden and plants (2 of 2)
Photo of entrance garden
Photo of bar garden
Preserving old design features
Photo of grand stair auditorium
Celebrate the decay of old surfaces
Photo of stairs to the fortress tower mezzanine
Careful composition between old and new
Photo of the main space from fortress tower
Photo of the atrium

5. Thermal upgrade

Active systems
Detail design

6. Construction

Delivery challenges - overlapping design and construction

7. Cultural significance

On the protection of China's pre-reform period architecture
Benefits to the client and users

狂

Wilding Lounge

野

艺术商店


1.

Exiting building

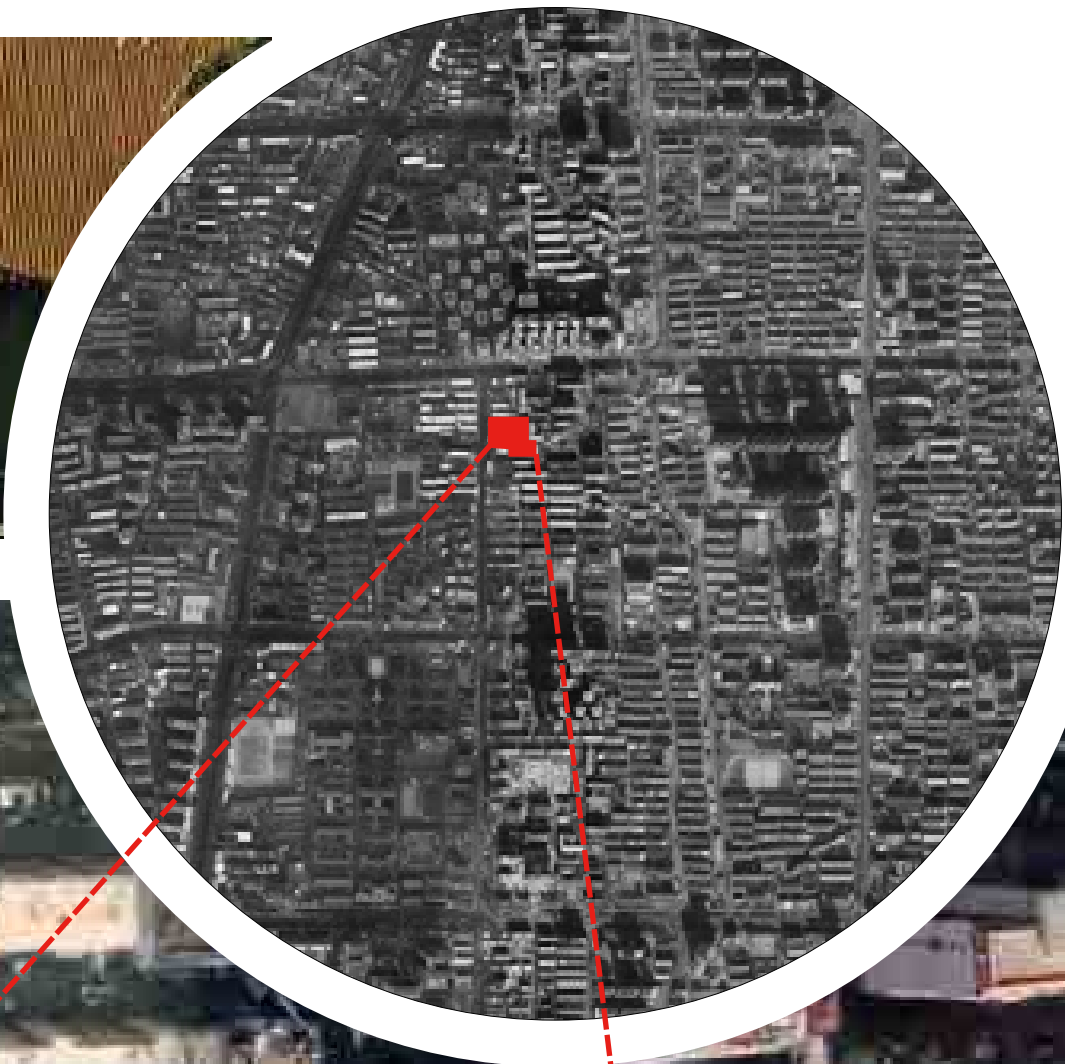
1. Existing Building

Project wider location

- ↔ Main road of the project
- ⊕ Project location
- Surrounding university compounds



1. Existing Building
No.6 creative park



- ① Disused theatre (Project site)
- ② Office converted Boutique Hotel
- ③ Lushang Rural Investment Corporation office building
- ④ Public event space / Weekend market stalls
- ⑤ Car park
- ⑥ Front entrance gate

1. Existing Building

Photos of the existing building (1 of 7)



New escape
staircase and lifts
in construction
by others

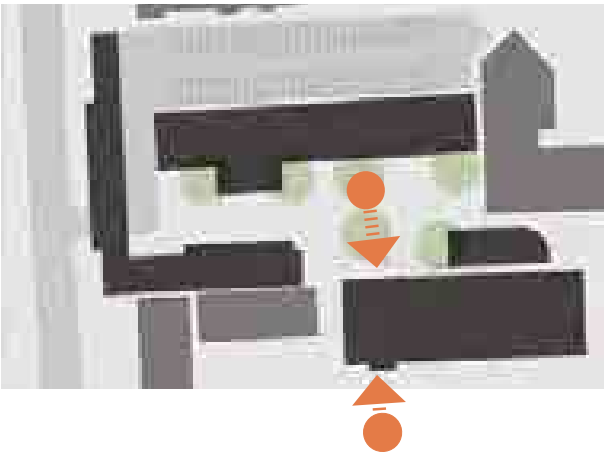
Newly added
canopy by others



Old theatre building exterior from northwest, main entrance - photo courtesy of Li Yunfeng

1. Existing Building

Photos of the existing building (2 of 7)



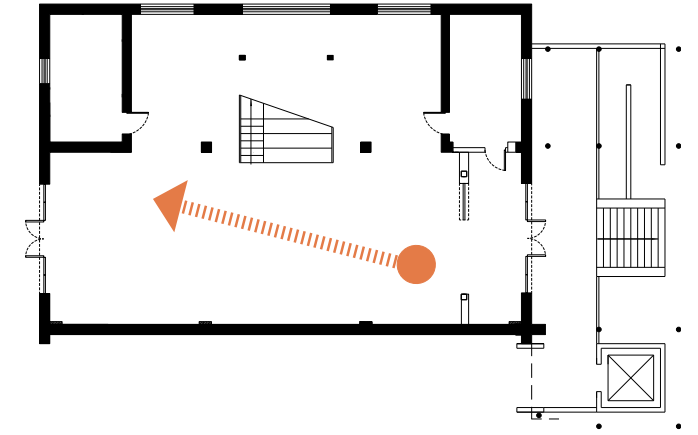
Old theatre building main entrance - photo courtesy of Li Yunfeng



Old theatre building back entrance - photo courtesy of Li Yunfeng

1. Existing Building

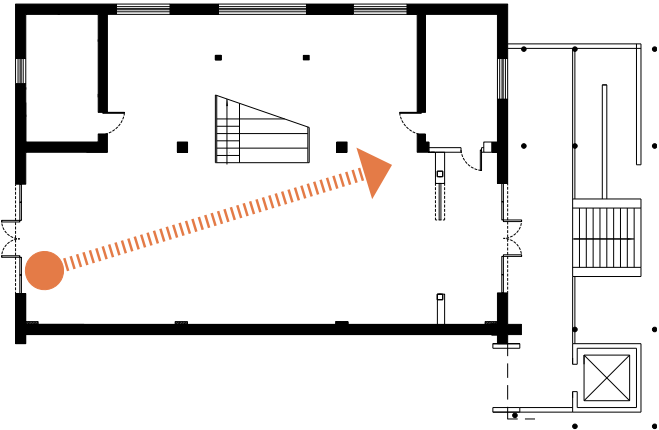
Photos of the existing building (3 of 7)



Old theatre building ground floor interior - photo courtesy of Li Yunfeng

1. Existing Building


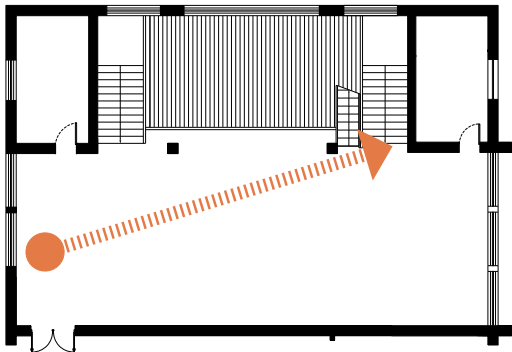
Photos of the existing building (4 of 7)



Old theatre building ground floor interior - photo courtesy of Li Yunfeng

1. Existing Building

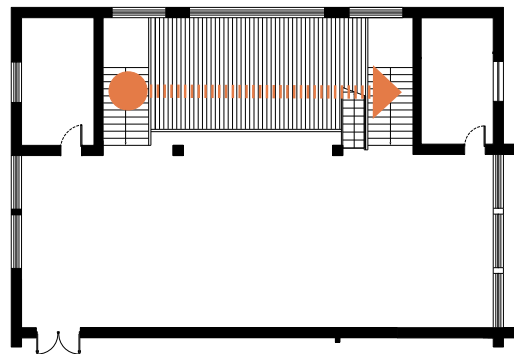
Photos of the existing building (5 of 7)



Old theatre building 1st floor interior - photo courtesy of Li Yunfeng

1. Existing Building

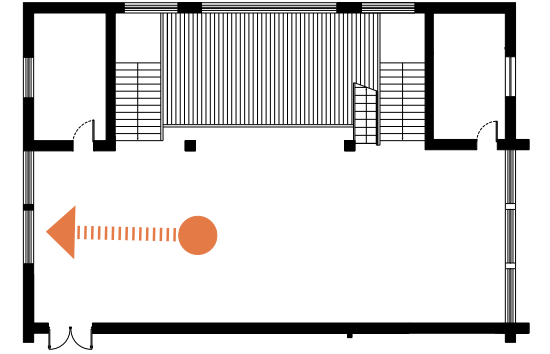
Photos of the existing building (6 of 7)



Old theatre building 1st floor interior - photo courtesy of Li Yunfeng

1. Existing Building

Photos of the existing building (7 of 7)

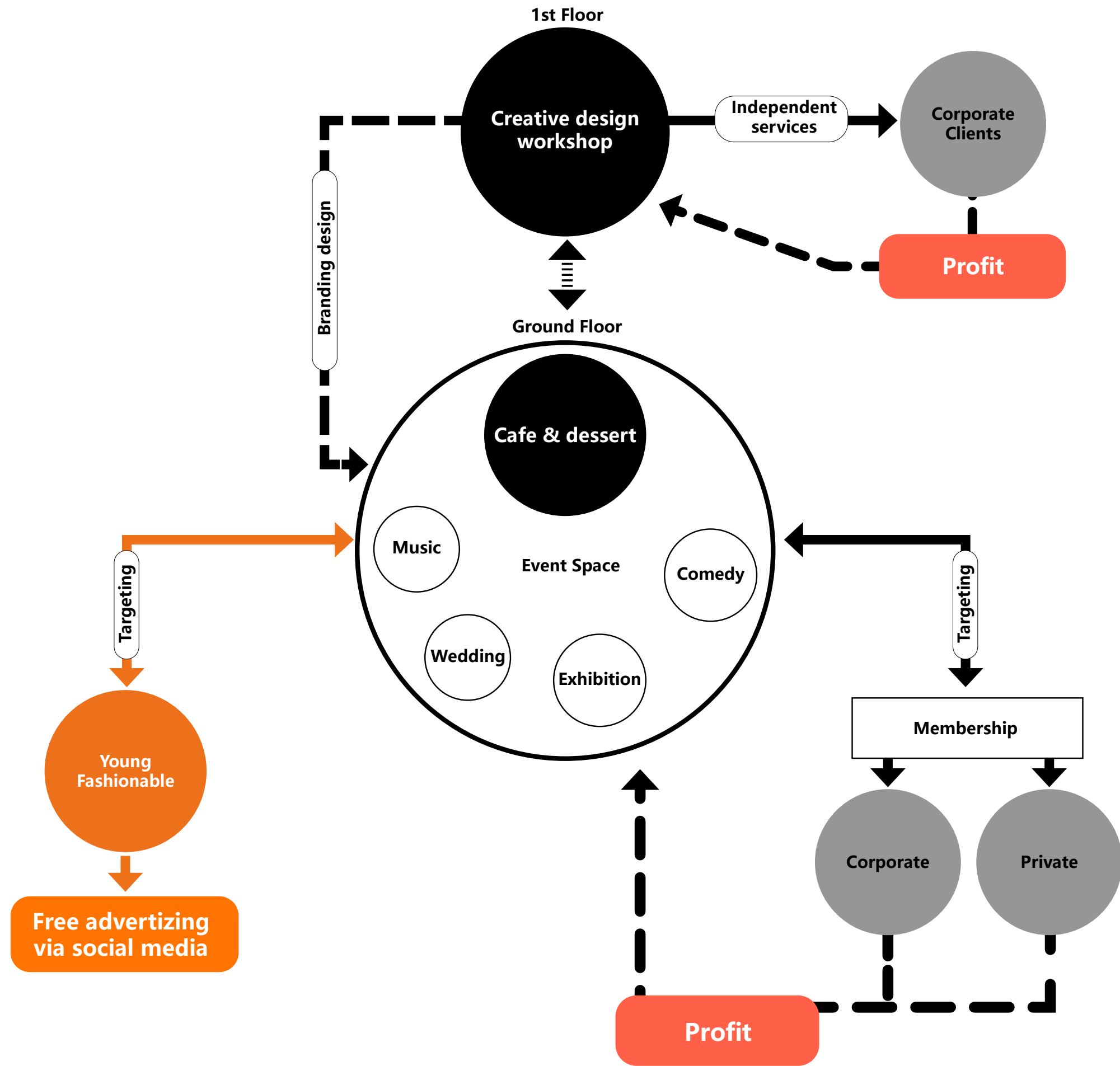


Old theatre building 1st floor interior - photo courtesy of Li Yunfeng

2.

Space re-organization

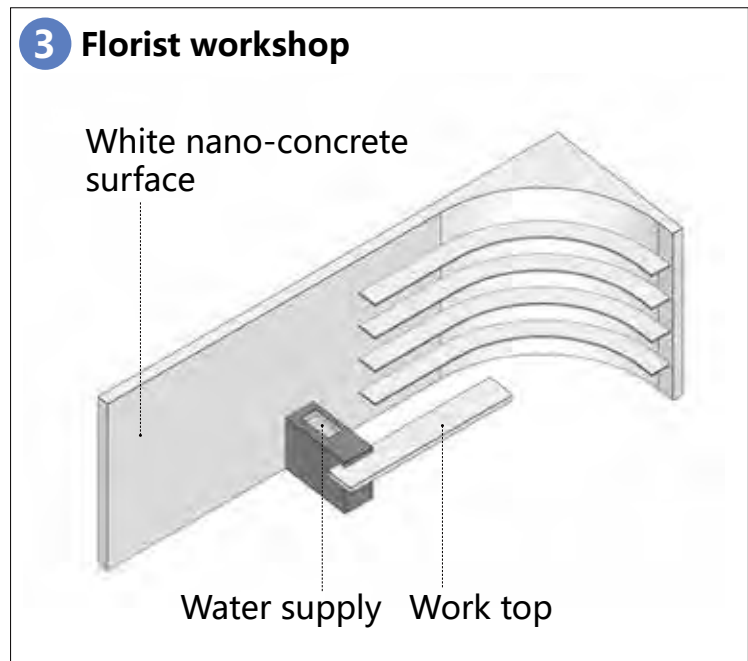
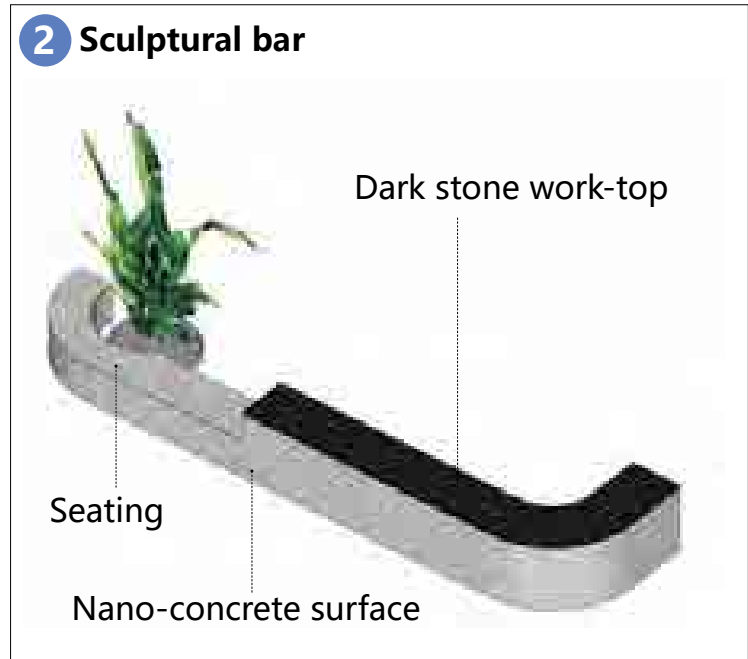
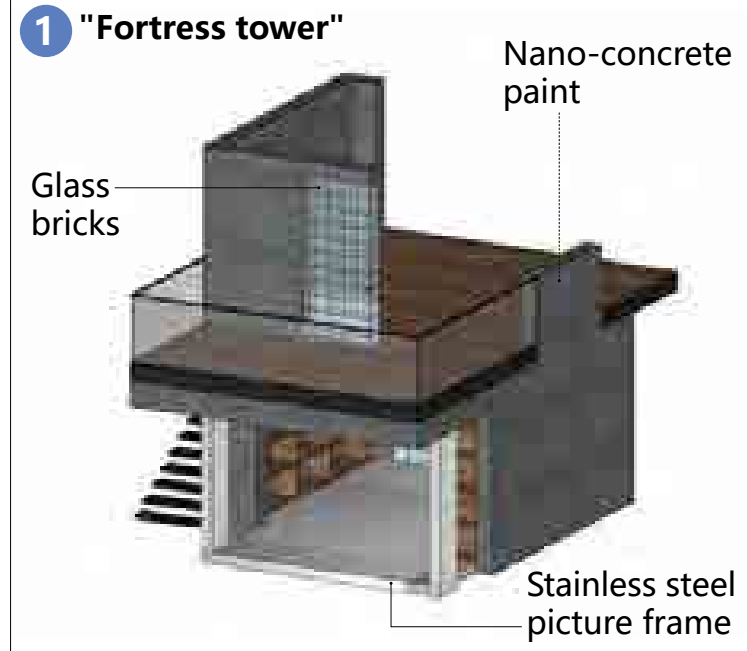
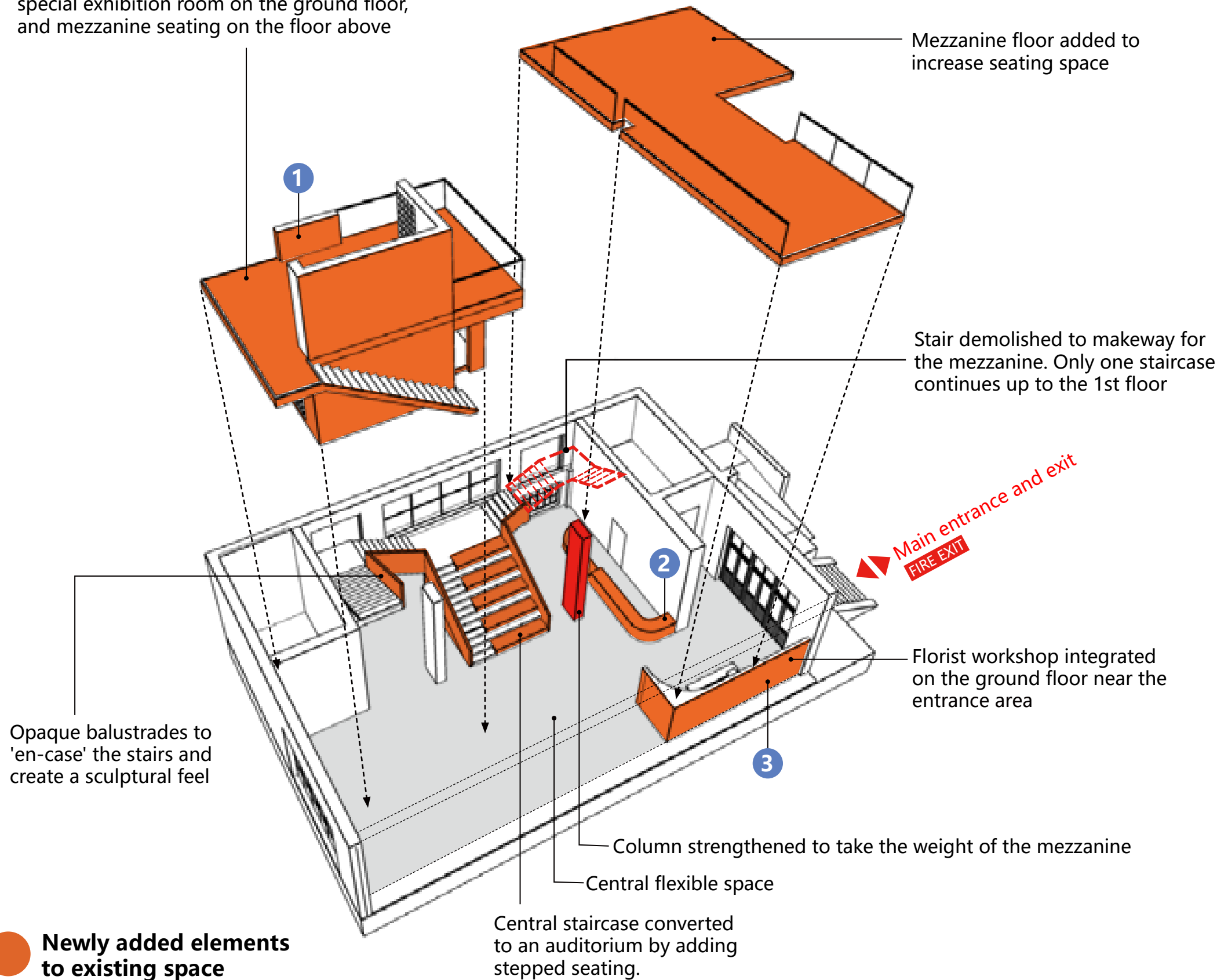
2. Space re-organization
Programming



2. Space re-organization

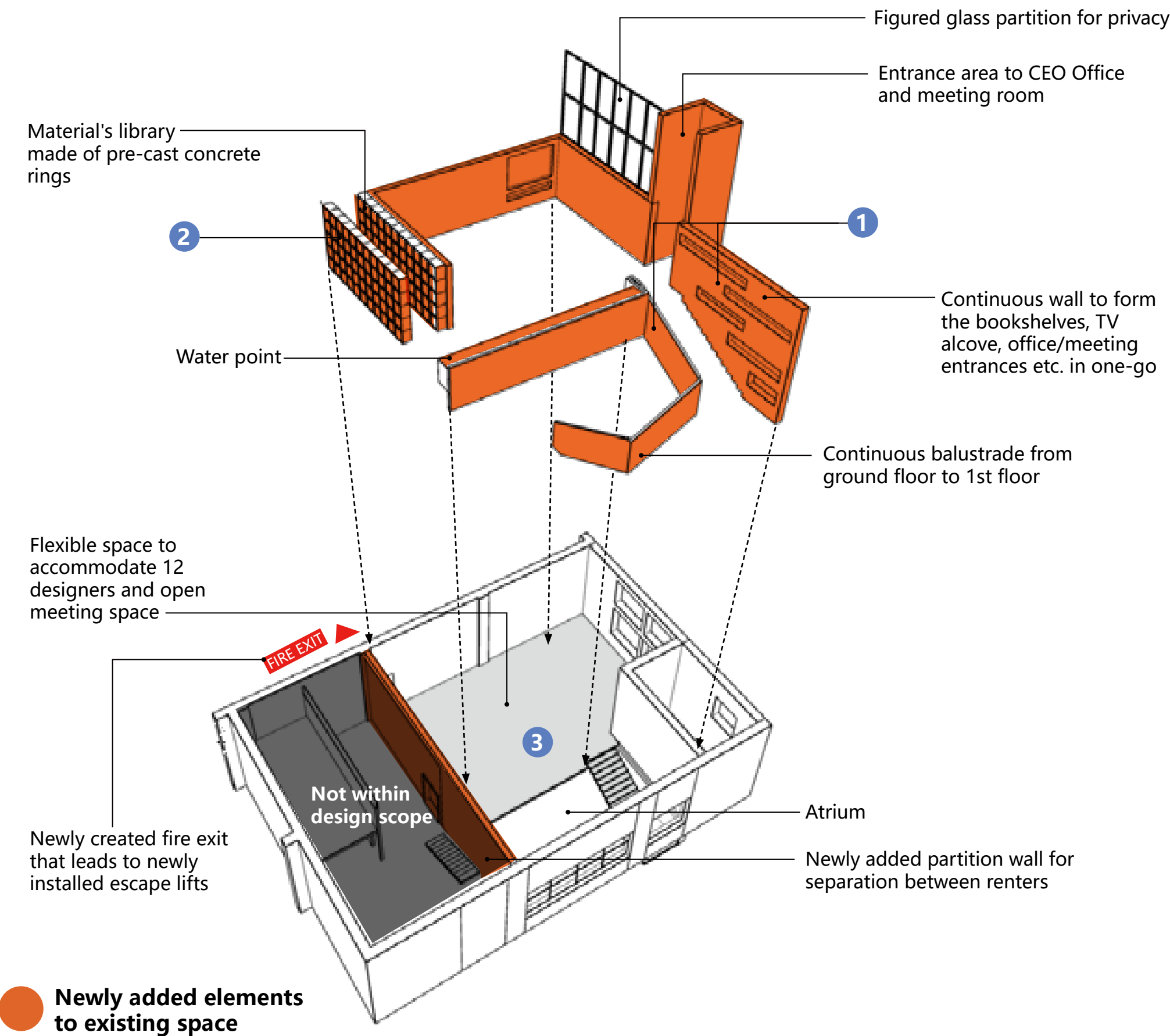
Ground floor additions - Space, flexibility, and fun!

"Fortress tower", an object in space as special exhibition room on the ground floor, and mezzanine seating on the floor above



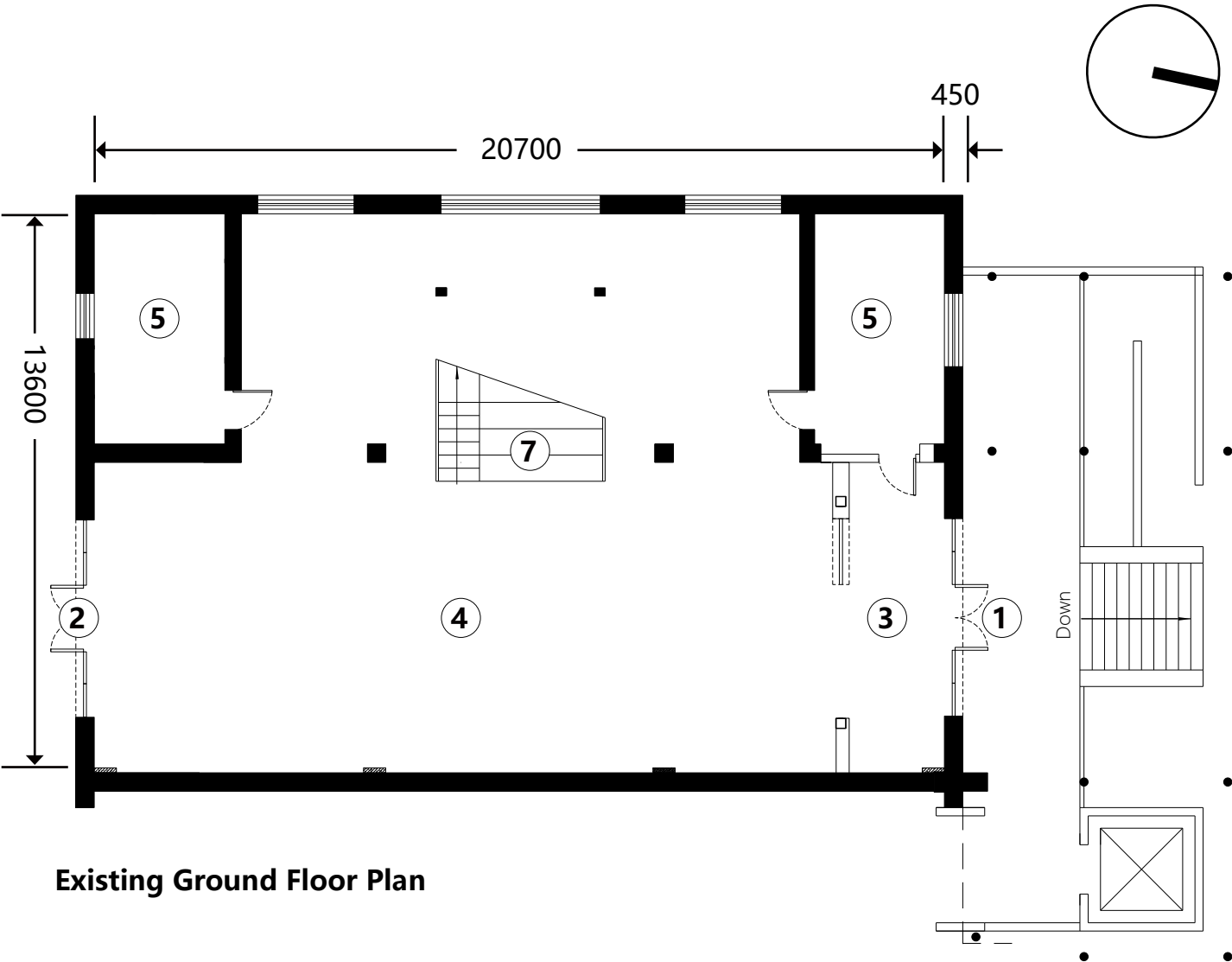
2. Space re-organization

1st floor additions - integrity and simplicity

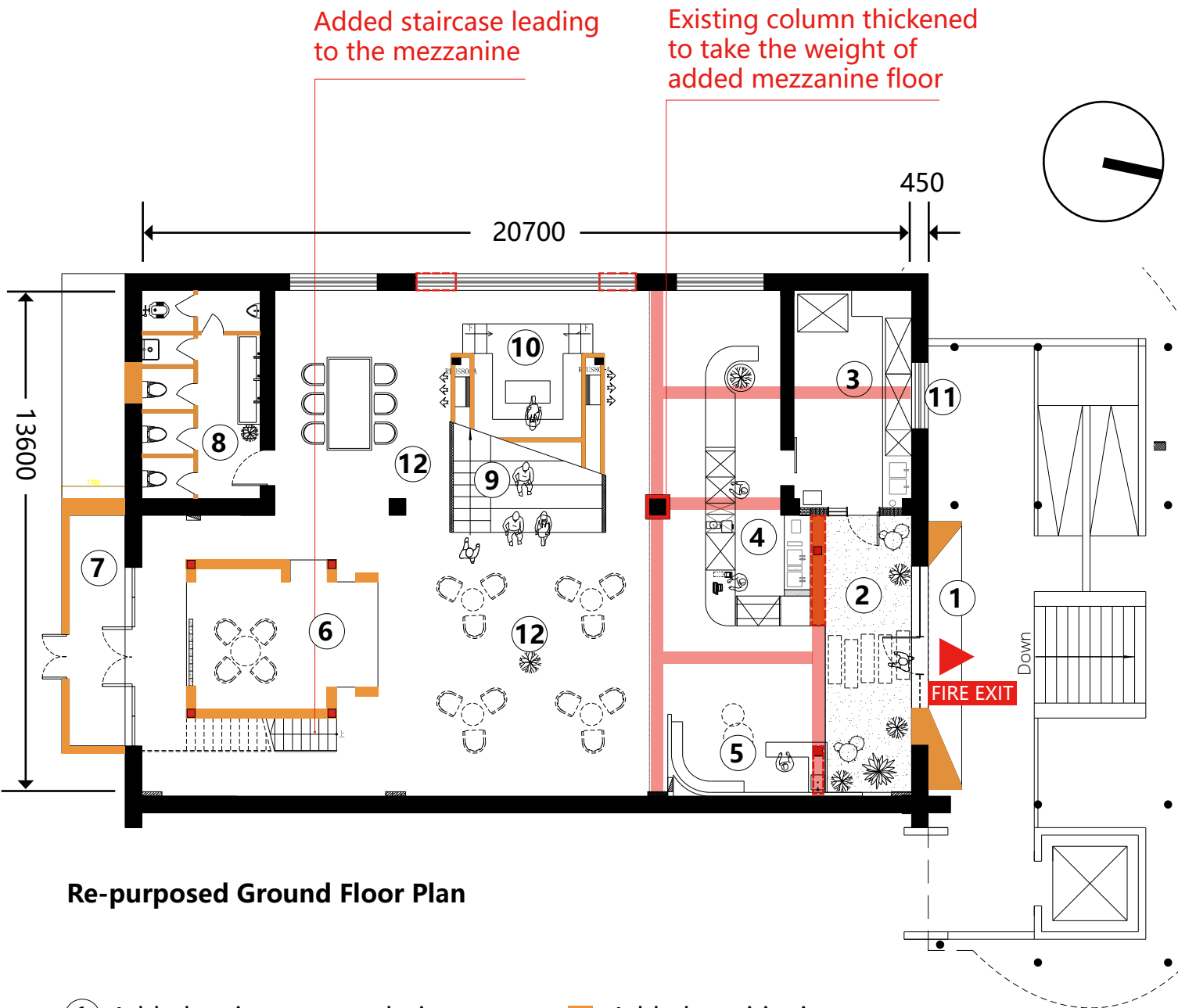


2. Space re-organization

Ground floor plans



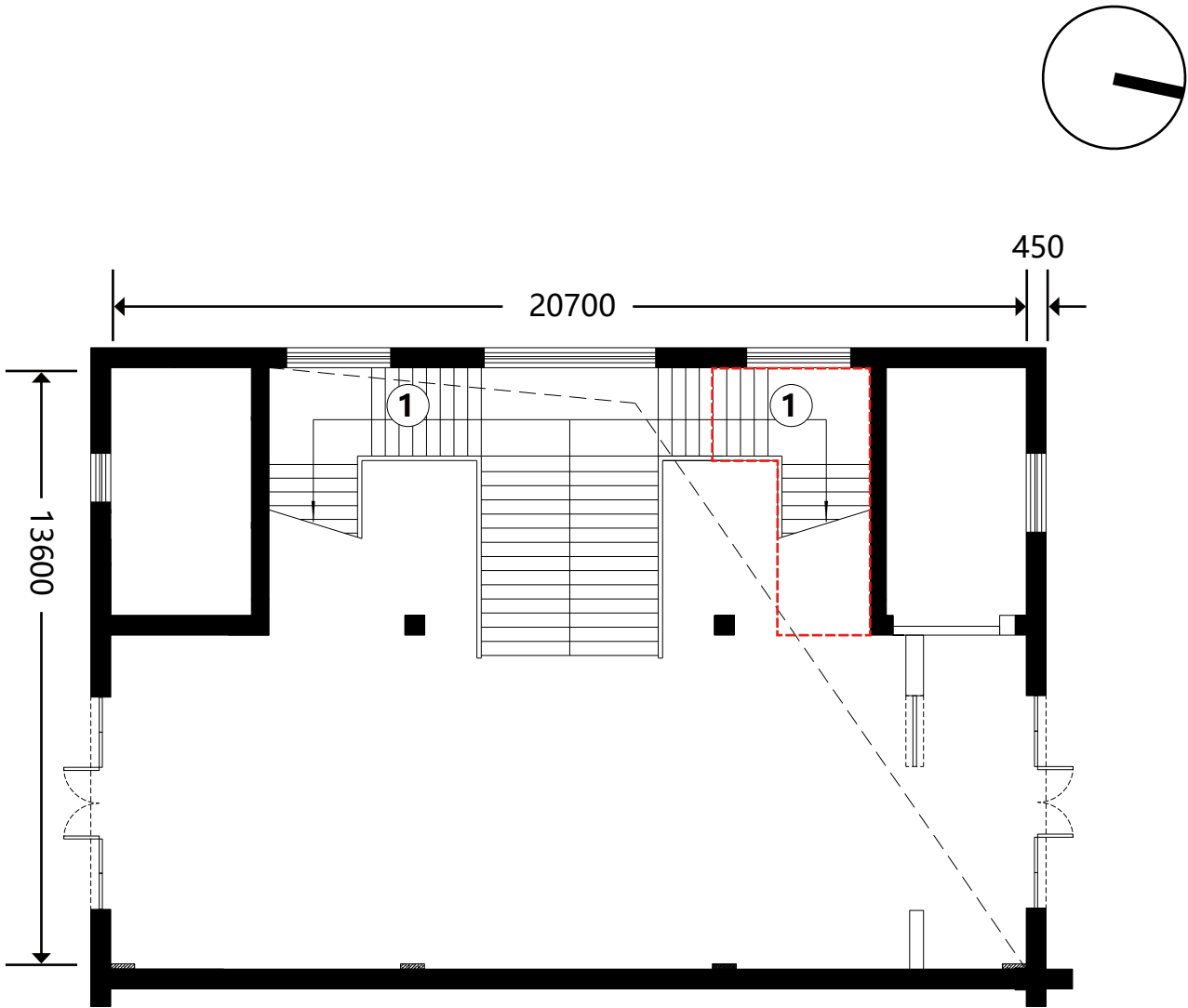
- 1 Front entrance
- 2 Back entrance
- 3 Entrance lobby
- 4 Open hall space
- 5 Toilets



- 1 Added main entrance design
 - 2 Entrance garden threshold
 - 3 Kitchen
 - 4 Bar
 - 5 Florist workshop
 - 6 Special exhibition space
 - 7 Storage
 - 8 Bathroom
 - 9 Staircase converted auditorium
 - 10 Sunken seating
 - 11 Takeaway point
 - 12 Flexible seating/Event space
- Added partitioning
 - Re-inforced structural columns
 - Newly added steel structural beams
 - Newly added structural columns
 - Structural removal
- | | |
|-------------------------|----------|
| Total number of seats | 22 ~ 26 |
| Total ground floor area | 313.2sqm |

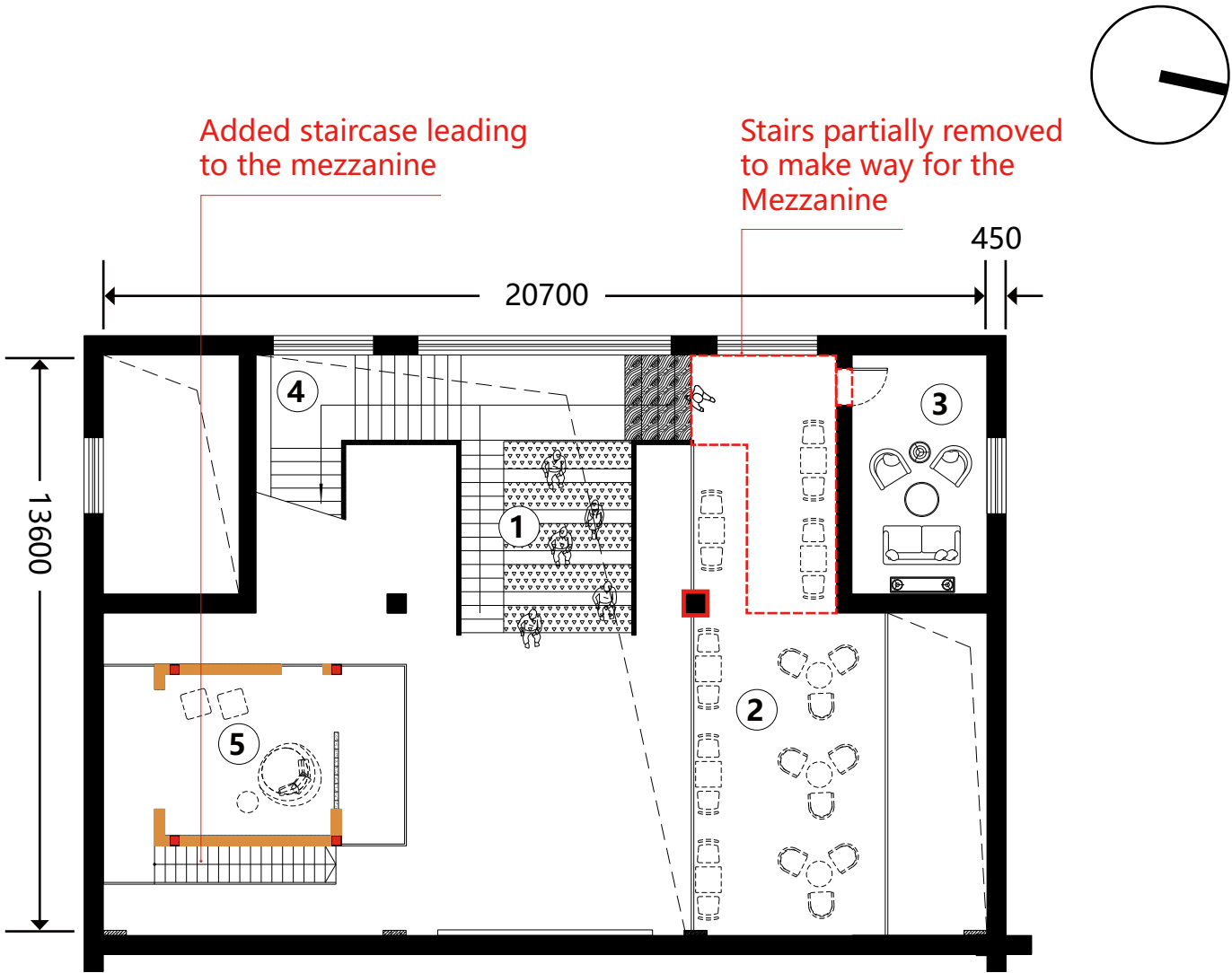
2. Space re-organization

Mezzanine floor plans



Existing Mezzanine Floor Plan

① Stairs leading to the 1st floor



Re-purposed Mezzanine Floor Plan

- ① Main stair converted auditorium

② Newly added North Mezzanine

③ VIP music lounge

④ Stairs leading to workshop

⑤ Newly added South Mezzanine
- Added partitioning

Re-inforced structural columns

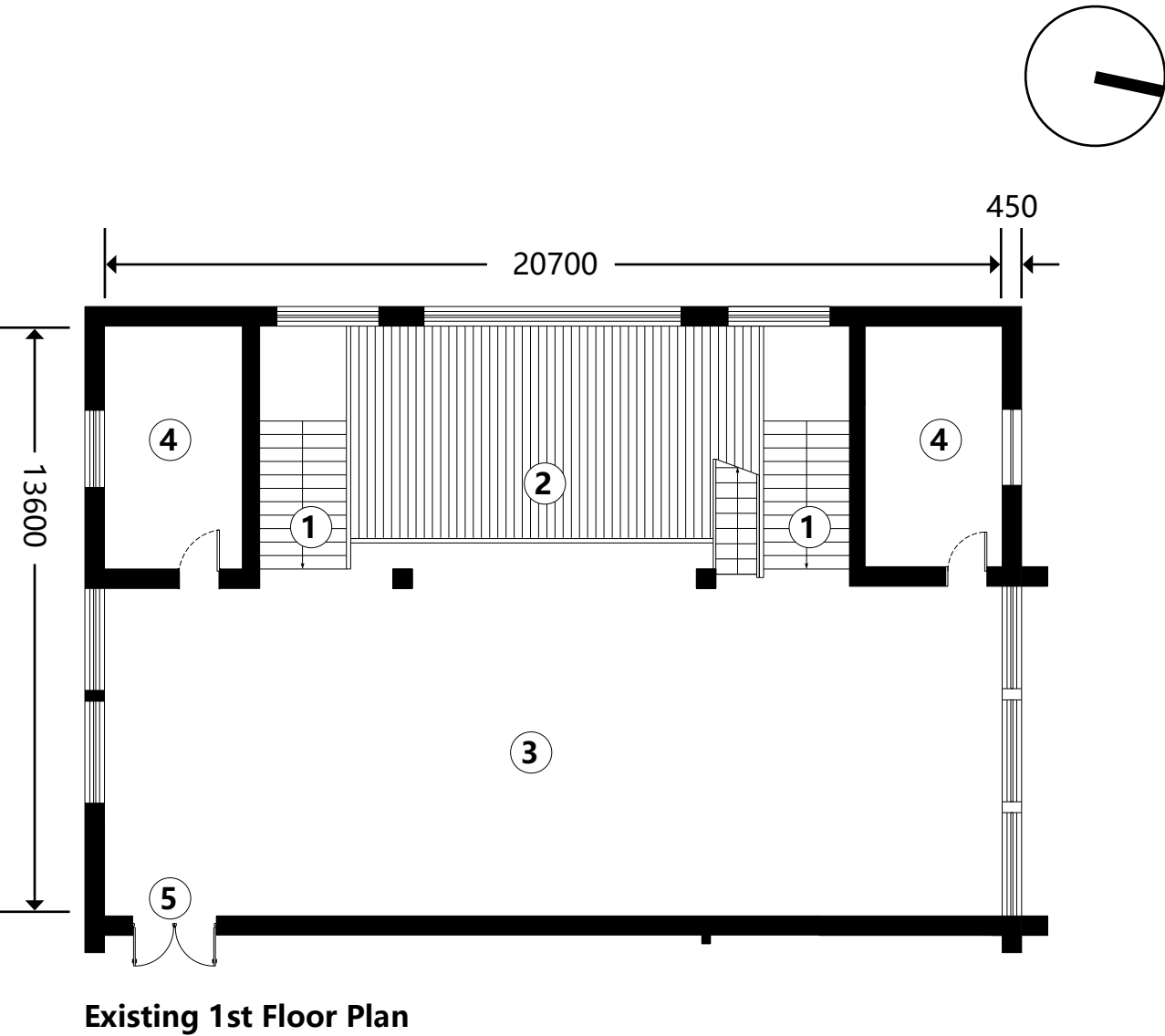
Newly added structural columns

Structural removal

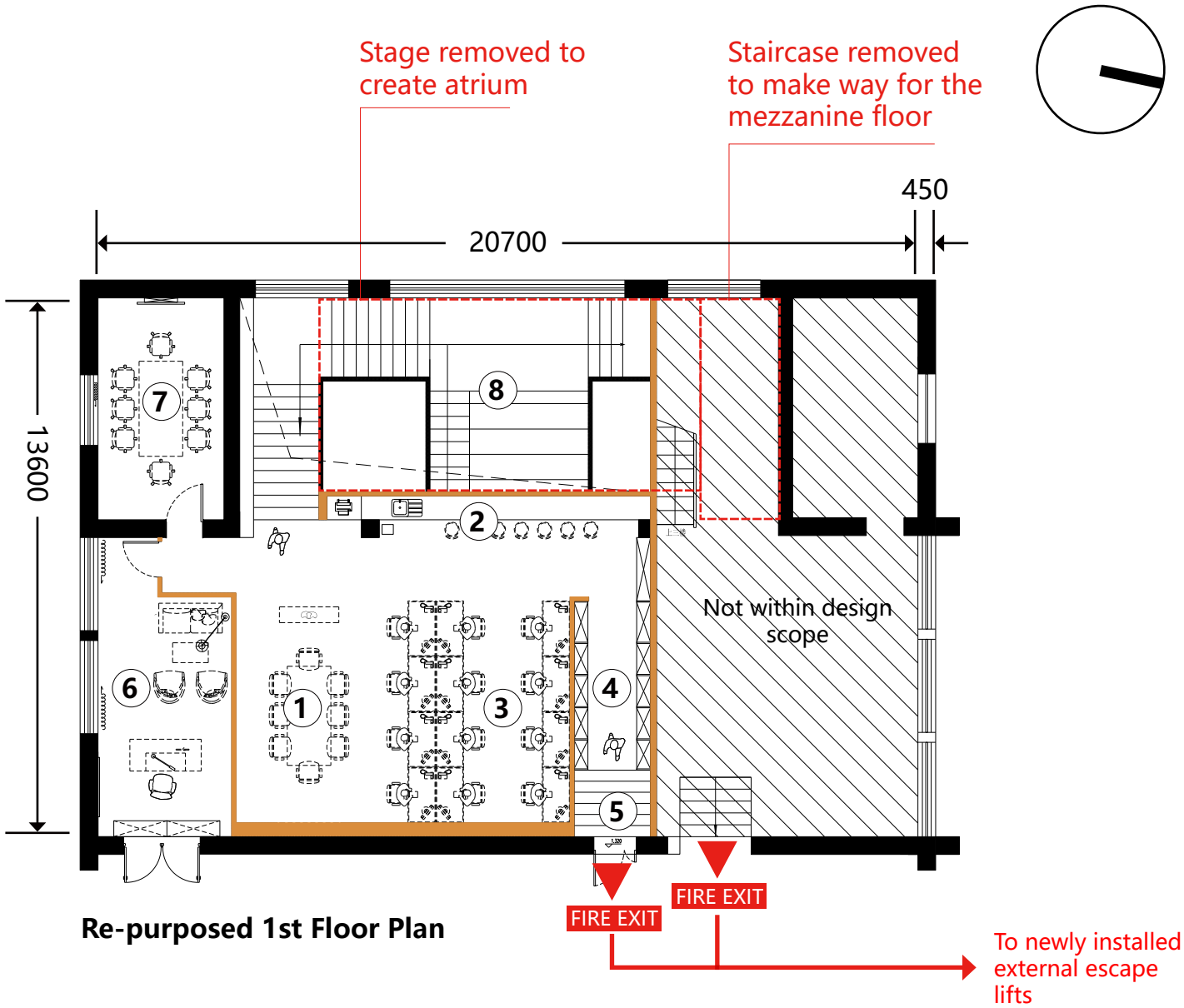
Total number of seats	28
Mezzanine area	107sqm

2. Space re-organization

1st floor plans



- ① Stairs leading to the ground floor
- ② Stage
- ③ Flexible auditorium hall
- ④ Male/female toilets/changing rooms
- ⑤ Back exit



- ① Open meeting space
 - ② Water point
 - ③ Open plan workstations
 - ④ Material library
 - ⑤ Back entrance/exit
 - ⑥ General Manager's Office
 - ⑦ Meeting room
 - ⑧ Atrium
- Added partitioning
 - Re-inforced structural columns
 - Newly added structural columns
 - Structural removal

Total number of workstations	15
1st floor area	209 sqm

3.

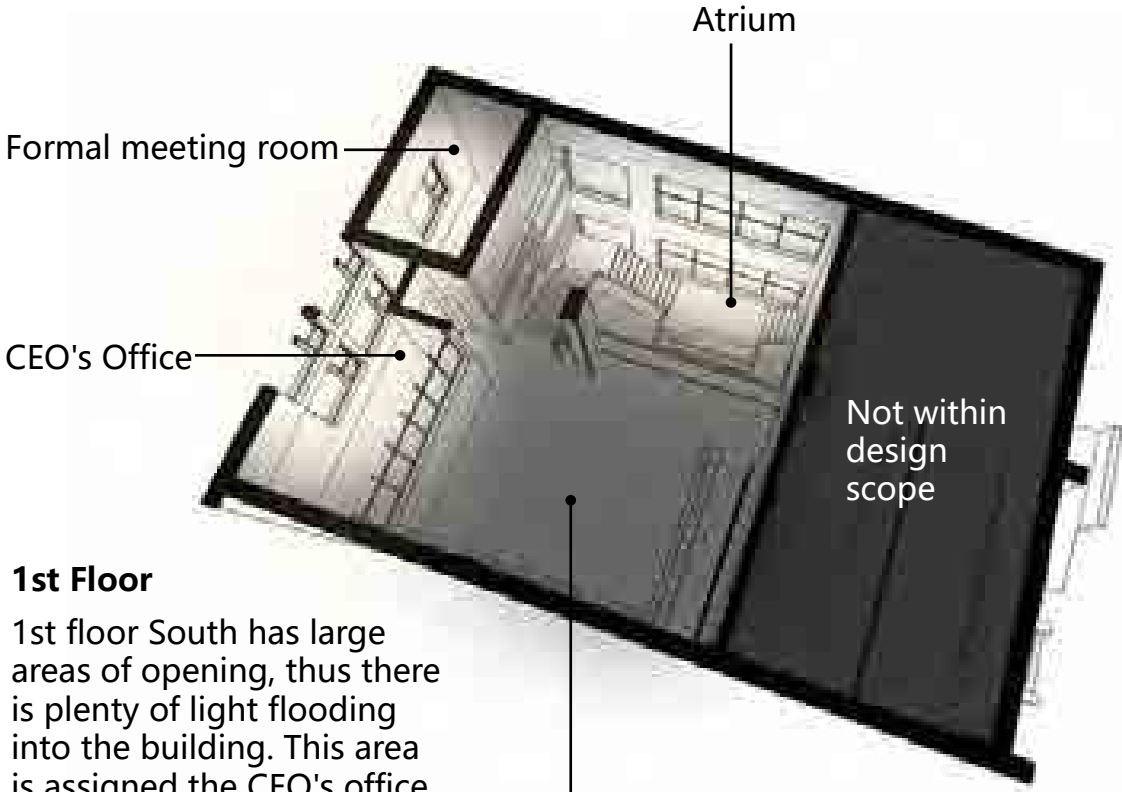
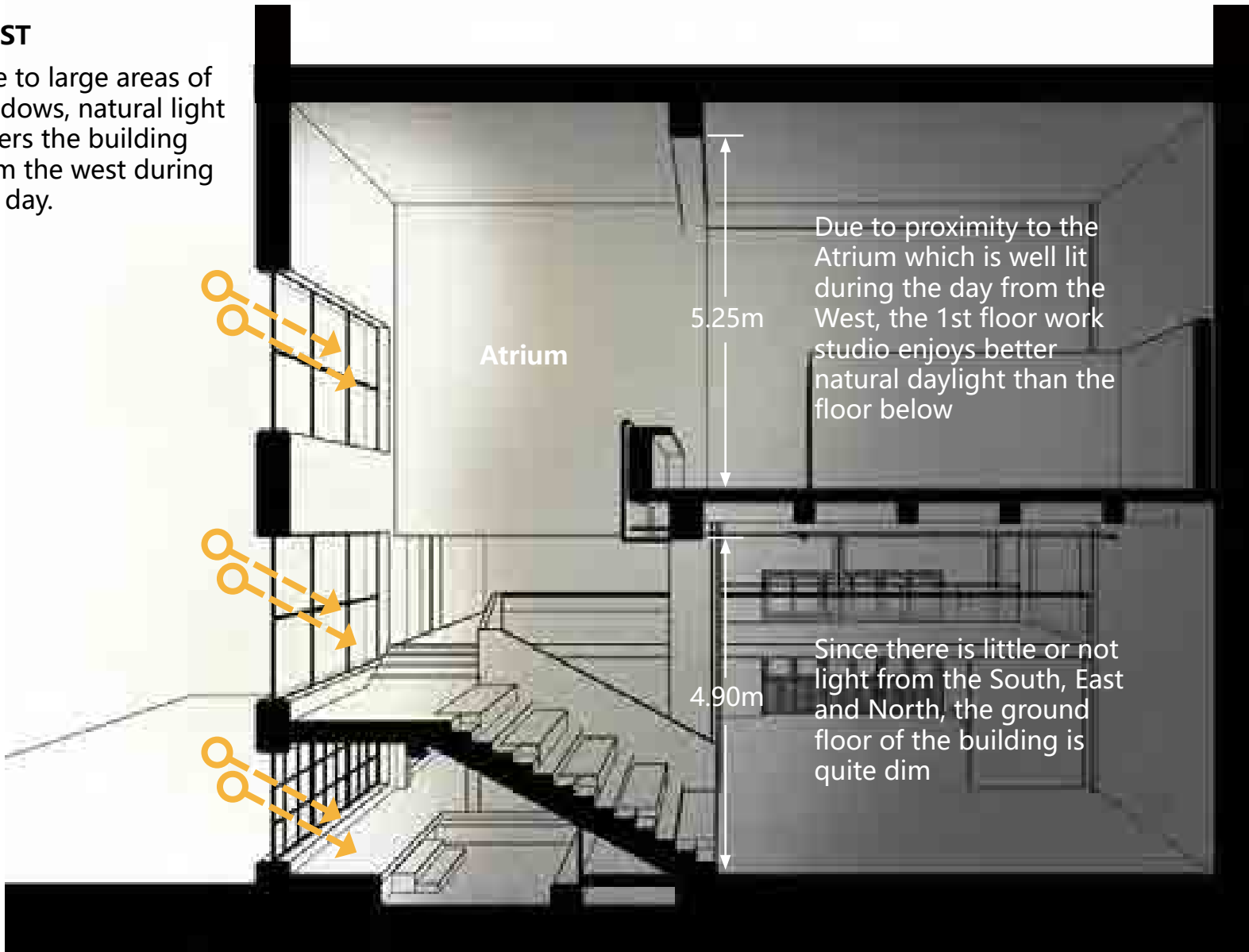
Lighting strategy

3. Lighting strategy

Natural light strategy

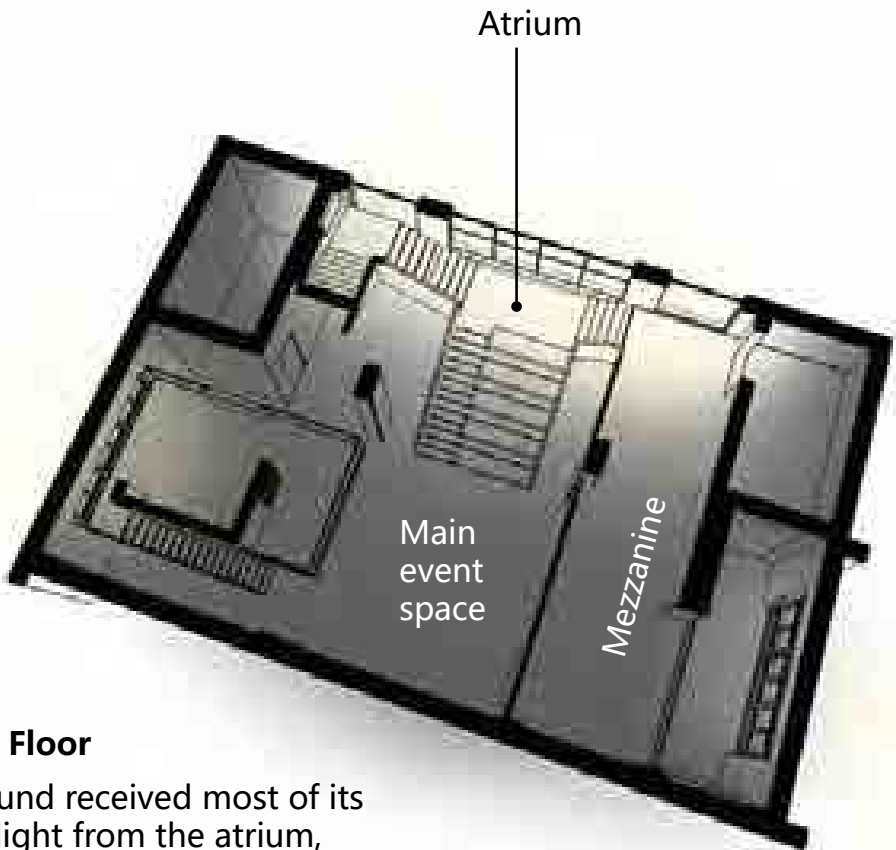
WEST

Due to large areas of windows, natural light enters the building from the west during the day.



1st Floor

1st floor South has large areas of opening, thus there is plenty of light flooding into the building. This area is assigned the CEO's office space, and a formal meeting room



Ground Floor

The ground received most of its natural light from the atrium, which has large areas of opening to the West. However, there is little light from the South and North, resulting in the main space being quite dim during the day.

3. Lighting strategy

Photo of atrium



3. Lighting strategy

Photo of CEO's Office



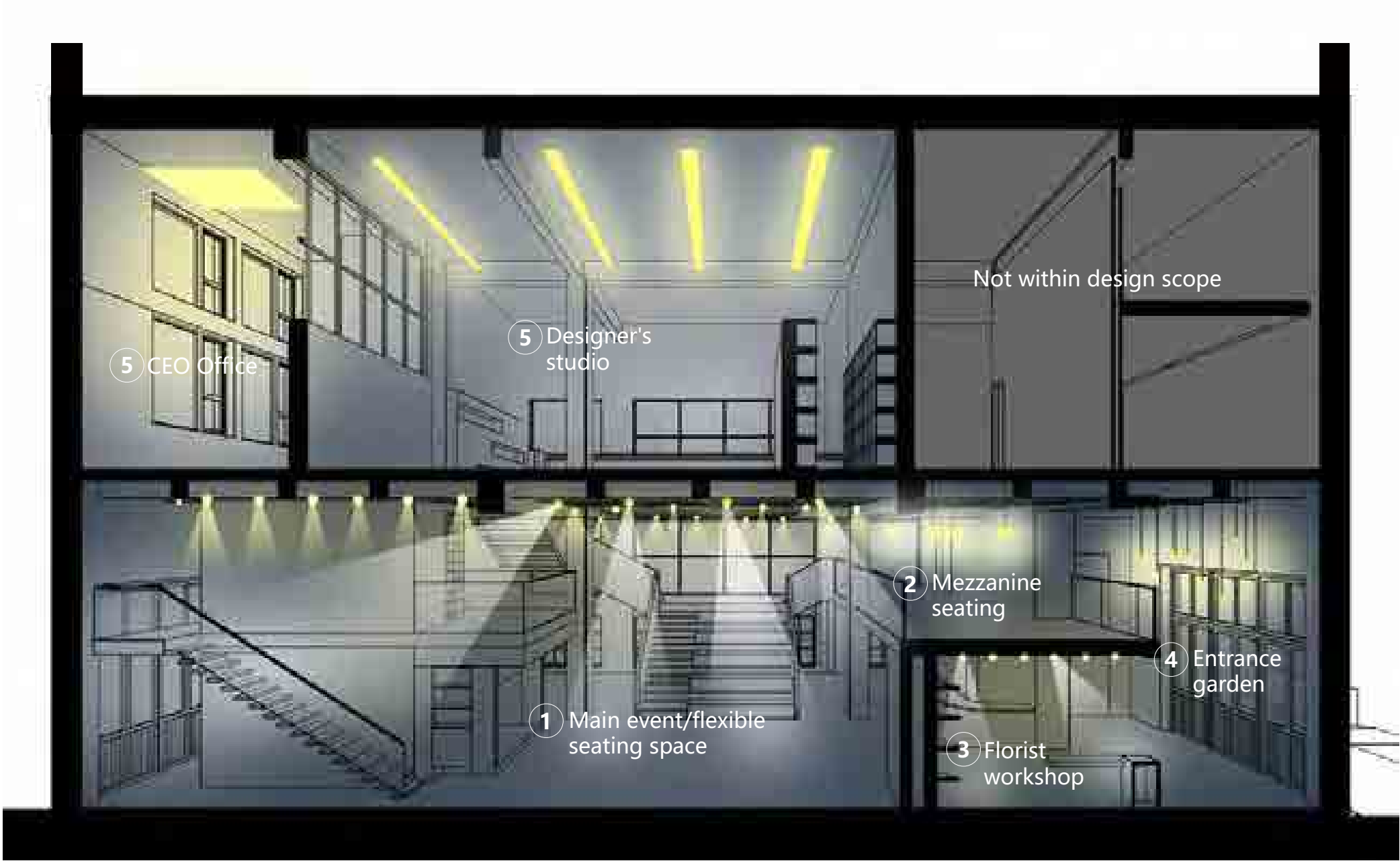
3. Lighting strategy

Photo of designers' studio



3. Lighting strategy

Artificial lighting strategy



① The main event/flexible seating space is mostly lit by flexible spot lights that are installed on tracks and can change angle. The lighting here needs to suit different events and occasions, and need to deliver great atmosphere



② This part aims to create a stable atmospheric quality with more or less constant light level. Therefore it applies stylish pendant lights that lights up whole areas.



③ The florist workshop requires to showcase of their work, so spotlights were applied to highlight different areas and objects.



④ The entrance area aims to give people a surprise. Therefore chooses vintage light bulbs of different styles as a mix, which light up brightly and enigmatically.



⑤ The same kind of light is applied for both the CEO's office and designers' studio. Because it is considered normal working environment, evenly lit and bright white light is mos desirable



3. Lighting strategy

Photo of mezzanine



3. Lighting strategy

Photo of main space



3. Lighting strategy

Photo of bar area



4.

Aesthetic strategy

4. Aesthetic strategy

Design concept: creating 'an internal romantic ruin'



Internal garden and plants



Preserving old design features



Celebrate the decay of old surfaces



Careful composition between old and new

4. Aesthetic strategy

Material Palette

Existing building material

The mixture of exposed bricks and decaying plaster work



Exposed concrete




Decorative terrazzo




New material

Nano-concrete surface



Black painted steel & stainless steel



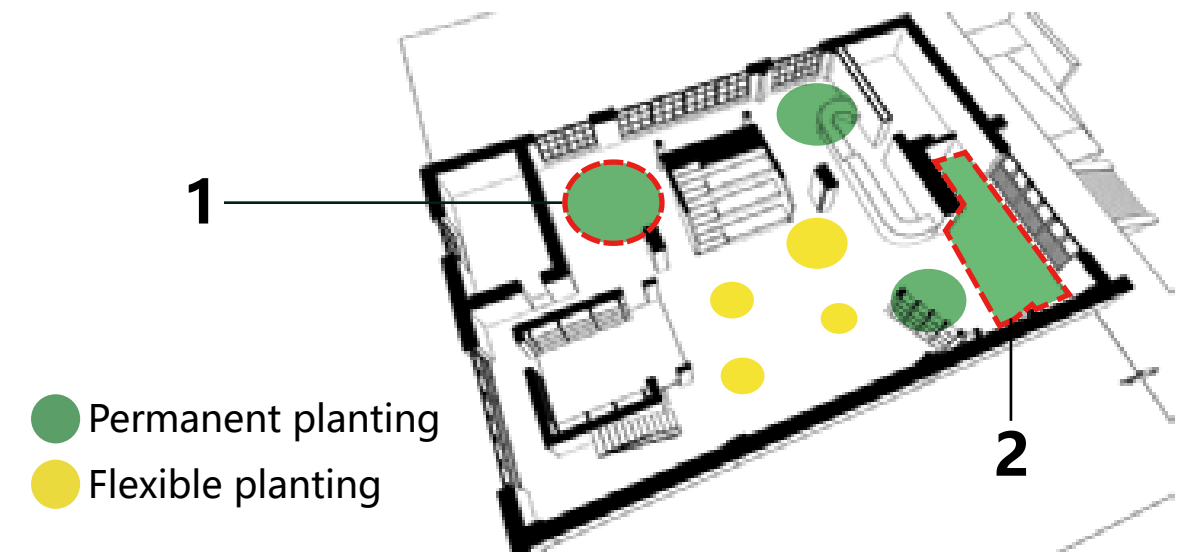
Glass brick & figured glass



4. Aesthetic strategy

Internal garden and plants (1 of 2)

1. Interior plant installation



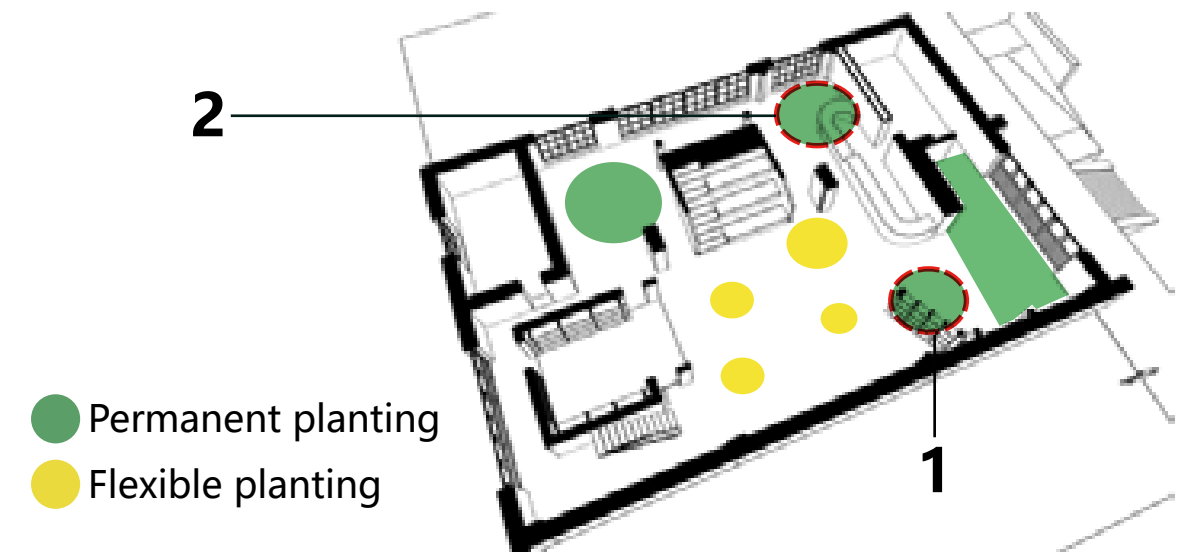
2. Interior entrance garden



4. Aesthetic strategy

Internal garden and plants (2 of 2)

1. Florist workshop



2. Bar-side garden



4. Aesthetic strategy

Photo of entrance garden



4. Aesthetic strategy

Photo of bar garden



4. Aesthetic strategy

Preserving old design features

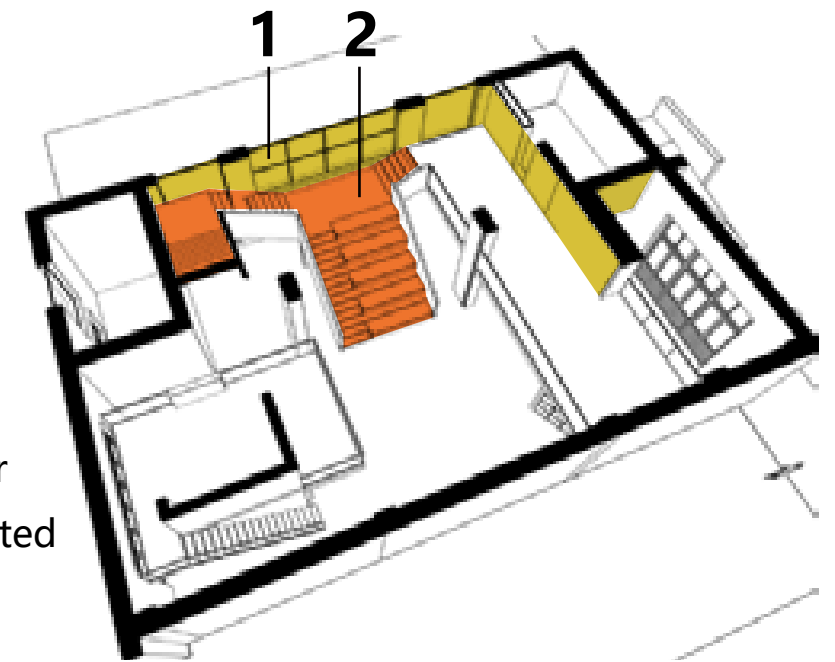
1. West facade window arrangement preserved



2. Stair terrazzo patterned floor and green painted waist line preserved



- Terrazzo patterned floor
- Plastered wall with painted green waist line



4. Aesthetic strategy

Photo of grand stair auditorium



4. Aesthetic strategy

Celebrate the decay of old surfaces

1. Green paint and mark of demolished stairs preserved



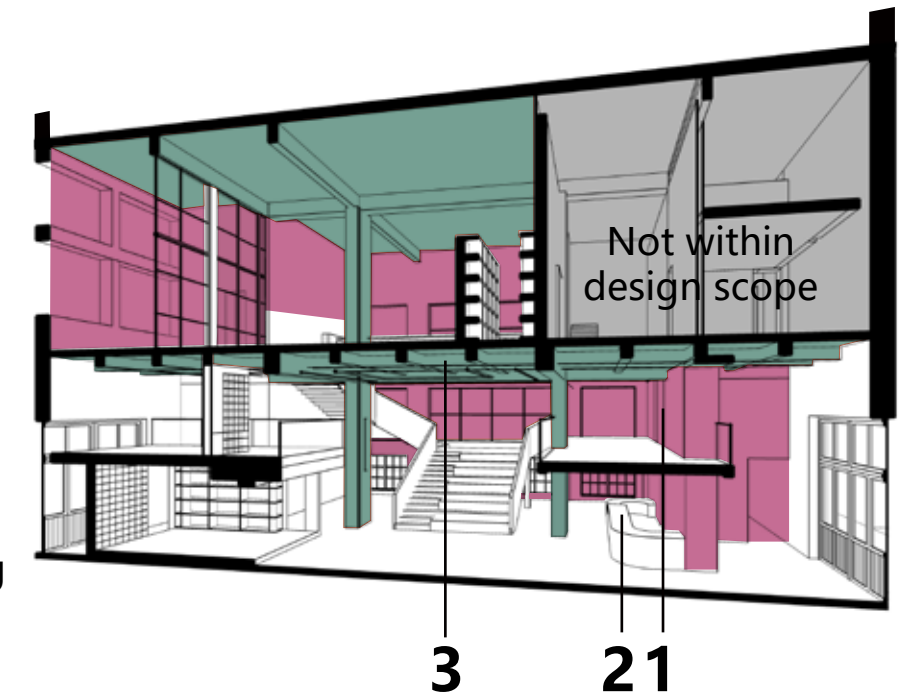
2. Bar area, decaying render wall and underlying brick wall



3. In-situ concrete ceiling exposed



Exposed concrete
Preserved decaying
surfaces of render



4. Aesthetic strategy

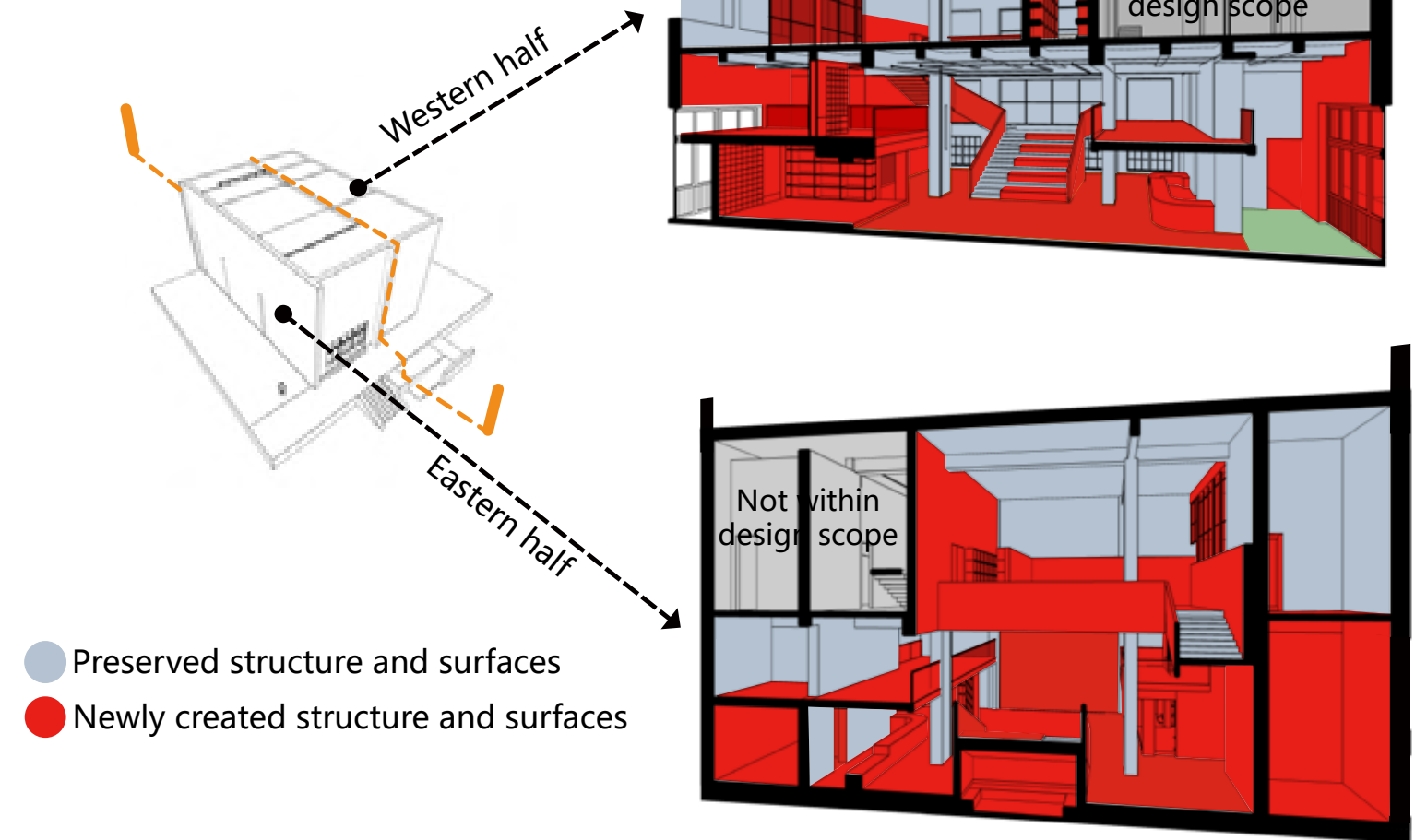
Photo of stairs to the fortress tower mezzanine



4. Aesthetic strategy

Careful composition between old and new

1. The use of glass-bricks and figured glass to create contrast



2. Protective balustrades coated in rustic grey nano-concrete



3. Neutral metallic elements to complement the bare concrete, brick, and decay of plaster paint



4. Aesthetic strategy

Photo of the main space from fortress tower



4. Aesthetic strategy

Photo of the atrium



5.

Thermal upgrade

5. Thermal upgrade

Active systems

1



Windows replaced with double-glazing aluminium openable systems as above

2



Under floor heating system installed on both floors

The external envelop of the building has double layer brick wall over 30cm thick, and plastered both inside and outside to around 2cm. The sheer mass of the envelop stands as a form of thermal massing.

3

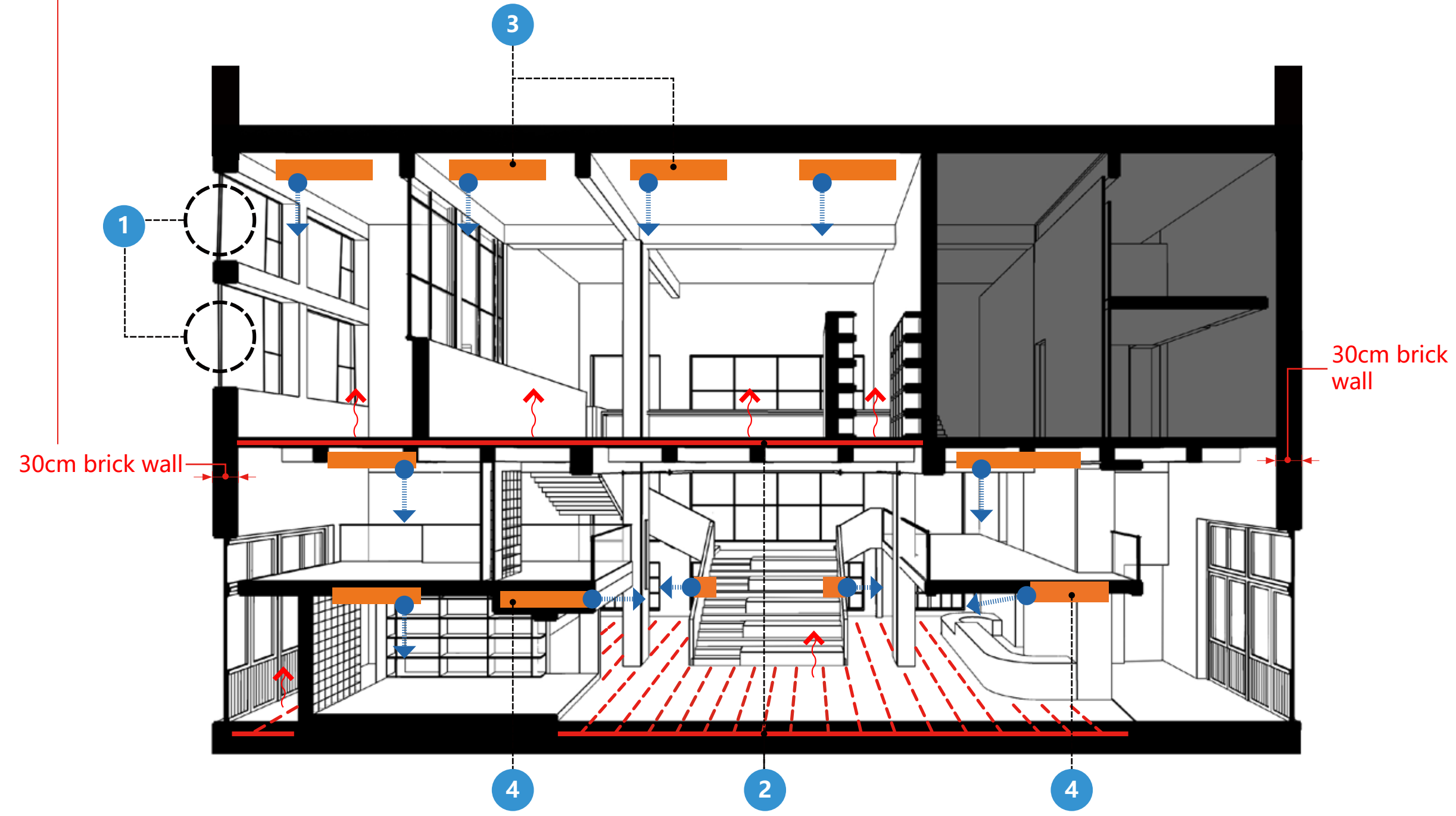


Air conditioning units installed on the ceiling to blow downwards

4



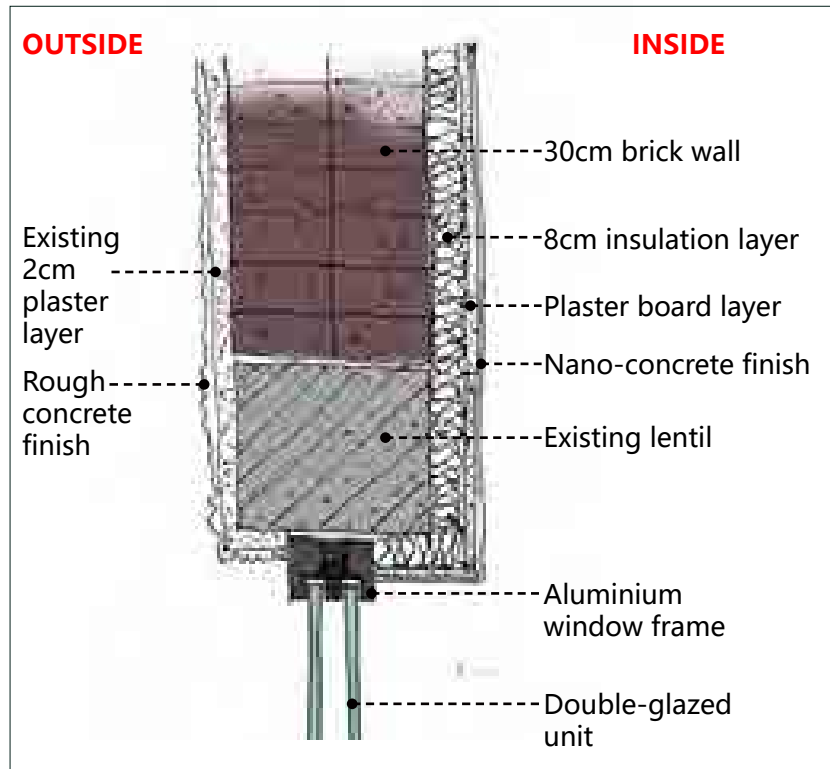
Air conditioning installed in partitions, blow sideways



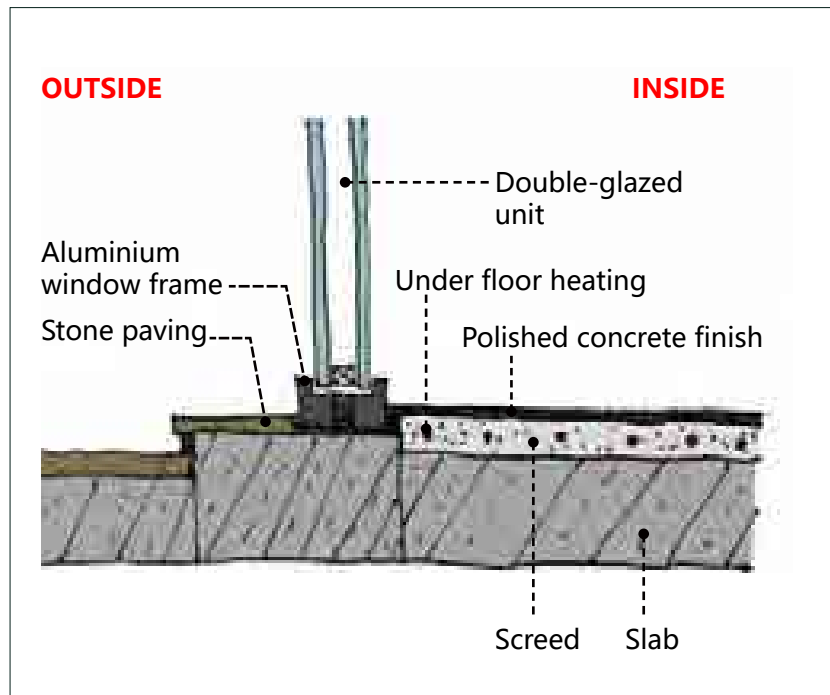
5. Thermal upgrade

Detail design

1 Thermal insulation detail at the entrances-1



2 Thermal insulation detail at the entrances-2



Atrium is created with openable windows to allow stack ventilation

Warm air leaves through the windows of the atrium, thus creating a low-pressure zone around the windows

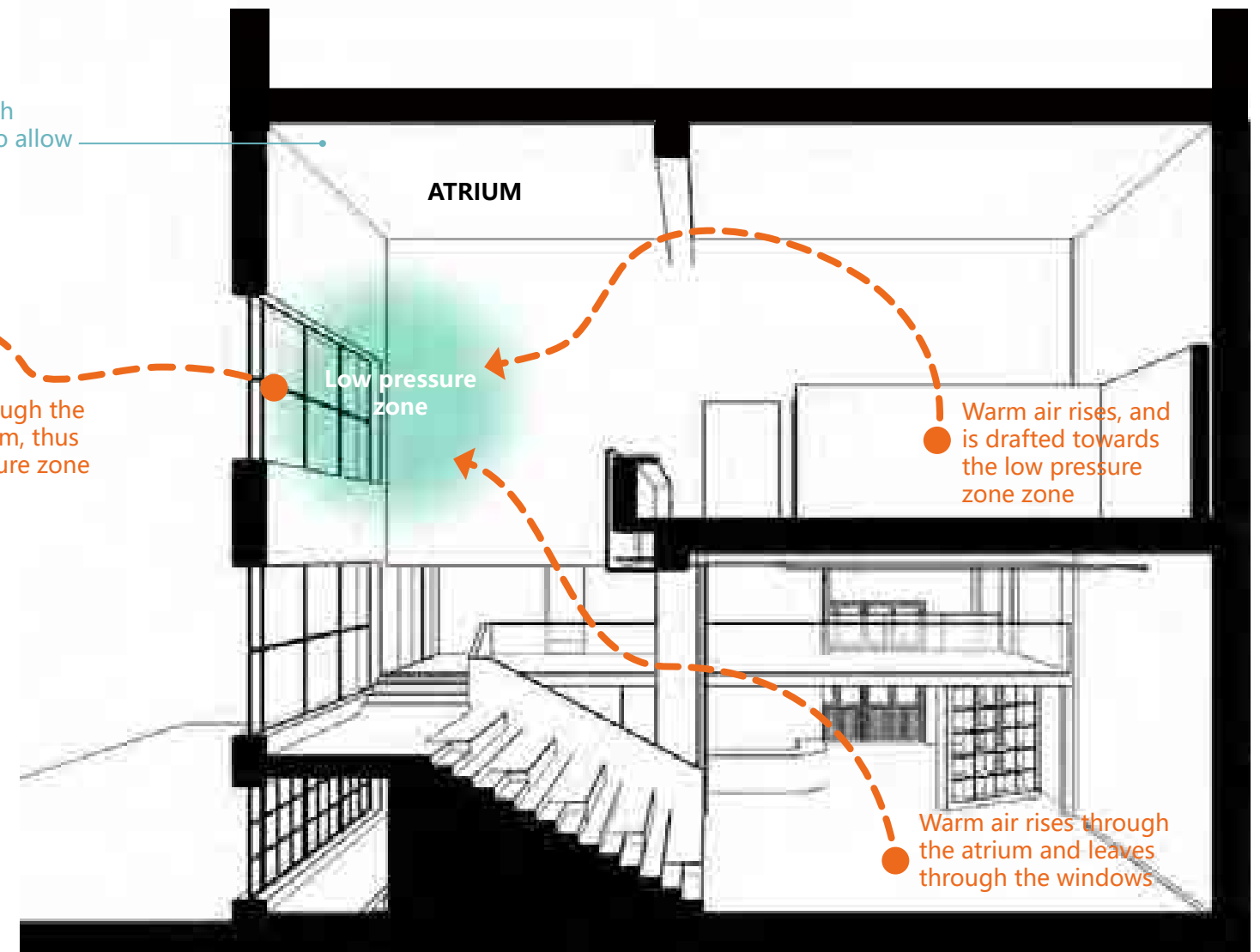


Diagram illustrating natural stack ventilation during the summer



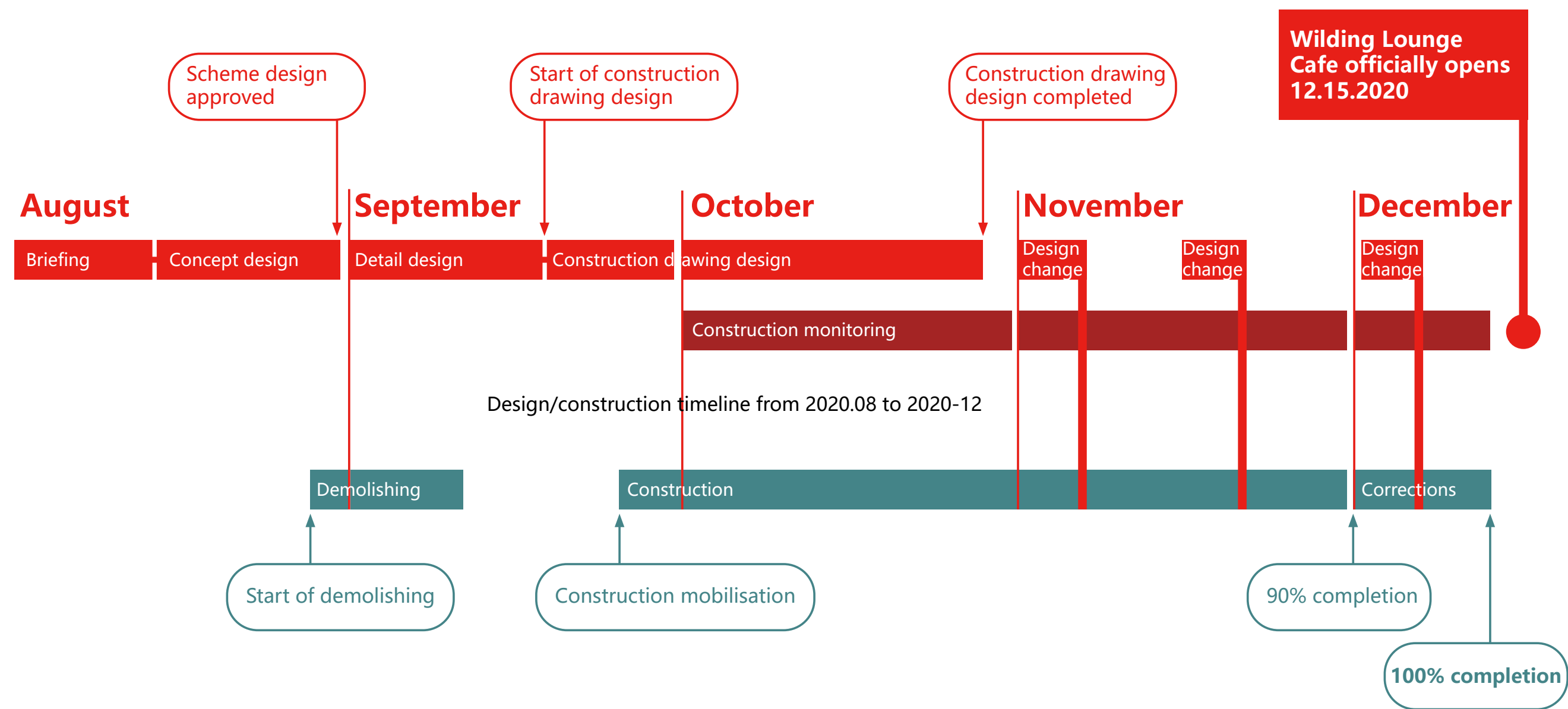
Newly built-up walls to improve insulation at entrances

6.

Construction

6. Construction

Delivery challenges - overlapping design and construction (See "Project Description")



Construction of the mezzanine



Construction of the mezzanine - 2



Exposing the concrete columns



Building the 'fortress tower'

7.

Cultural significance

7. Cultural significance

On the protection of China's pre-reform period architecture (See "Project Description")

Increased awareness to protect buildings of China's pre-reform period



Residential tower of an old compound in Shanxi, photo from Zhihu (知乎) website

Development of a new aesthetic that retains the memory of the old building



Depiction of ruins of Rome by Piranesi

A new destination, social space, and event space for young people



Wilding Lounge Cafe activity photos - courtesy of Yin Lixia

7. Cultural significance

Benefits to the client and users
(See "Project Description")

- Saving time and money
- Space successfully customized for business model
- Successful branding and great publicity
- A new urban lounge for young people and positive urban activities



Art exhibition - Photo courtesy of Yin Lixia



A customized wedding - Photo courtesy of Yin Lixia



Private birthday party - Photo courtesy of Yin Lixia



Flower art workshop - Photo courtesy of Yin Lixia



Private birthday party - Photo courtesy of Yin Lixia



Art installation and exhibition - Photo from "Little Redbook"

在野
Wilding Lounge
艺术商店

在野艺术商店
Wilding Lounge



浮生一日 犹如在野。

WILDING LOUNGE

SAFARI
LOUNGE
FLOWER&PLANT
HOME DESIGN
TOOL



YISHU JIA

“未来艺术家”

Many thanks for your time



Contact person: Zihong Yue
Email address: yuezihong87@hotmail.com



皇家建筑师协会（RIBA）开放门户：焕新建筑，焕然历史

在野艺术商店

SYN
ARCHITECTS
袞蓝建筑

公司简介

袈蓝建筑（上海）是袈蓝建筑规划设计有限公司旗下子公司，总部设在北京。公司成立于2019年，迄今已在上海、山东和浙江交付了一系列备受瞩目的设计项目，包括建筑设计、室内设计和城市设计等项目。

公司团队具有跨界背景，由创意建筑师、城市设计师、景观设计师和商业规划师组成。公司项目主要围绕乡村振兴和城市更新主题。我们相信，通过创造力，我们可以专注于打造具有积极社会影响力的项目。在日新月异和日益多样化的市场环境中，开展跨界对话和合作尤为关键。只有这样，我们才能丰富未来的建筑环境，满足不同用户群体的需要。

公司成员来自不同的国家和地区，富有创造力。也是因为这种多样性，我们的公司文化充满活力和创新，未来我们也将继续推崇和鼓励这种多样性。

团队核心成员

Commented [JX1]: 全部人员的中文名和title都需要客户确认，网上没有资料



Li Yunfeng

项目商务总监；2018年国家一级建筑师



Zihong Yue

项目建筑师；2017年英国皇家注册建筑师 (ARB Part 3)



Yin Lixia

空间运营总监；经验丰富的活动策划人



Wang Chenxin

室内设计师；现场监管



Liu Fei

室内设计师；现场监管

项目概述

“在野艺术商店”是一个城市更新项目。该项目对上世纪50年代的国有礼堂综合体进行改造，使其成为一个主要为年轻人服务的新目的地和活动空间。原建筑是国有企业社区，是人们生活和活动的中心。该项目将其改造为截然不同的公共空间，不仅为老建筑注入了新生命，同时也保留了曾经的社区日常记忆。

原有的礼堂建筑尚未被列为文化遗产建筑，也不是特别老旧。我们认为该建筑的价值在于，它是一个社区的记忆点，不该像同时期的许多建筑一样从市中心被抹去。此外，建筑本身的设计和建造都非常优秀，如果简单拆除则是一种浪费。我们的设计符合我们向客户提议的商业策略。我们建议，这个空间要通过社交媒体出名，就必须足够吸引时尚的年轻人，必须依靠活动来实现商业上的可持续发展。该建筑坐落在一条商业街上，周围有四所大学。除此之外，设计必须展示一种现代美学，且富有诗意。因此，我们尽可能地重新利用和保护原有的建筑材料，保留原有的设计特征。我们使用的新材料与原有的旧材料相辅相成。我们引入的新空间充满惊喜和趣味元素，设计的灯光具有氛围感。加之精心布置的室内绿植，营造出一种全新的风格，展示了一种将衰败空间转变为美丽事物的新可能性。

我们保留了原有开放空间的灵活性，这是该建筑过去作为礼堂所留下的宝贵遗产。这个主空间非常灵活，可用于举办不同的活动，如音乐会、艺术展览、定制婚礼、图书出版、高规格的慈善活动等。与空间灵活性相辅相成的是灯

光的灵活性。灯轨上安装了聚光灯，可调节角度和亮度，根据不同的场合营造不同的氛围。在有限的预算下，我们升级了空间的热舒适性，将所有的旧窗户替换为有框架更好、隔热性能更优的新窗户。在主入口处，我们用到了更好的细节设计，并建造了一个中庭，带有开放窗户，能更好地通风。为了进一步提高用户的舒适度，我们安装了地暖，因为在冬天地暖比空调更有效。

尤其让我们引以为豪的是，这个空间的设计深受济南年轻人的欢迎。在社交媒体“小红书”上曝光度良好，连续六周蝉联济南“最佳去处”榜首。这为客户节省了广告投放的资金。我们也很自豪，这里成功举办了許多活动，包括“爱马仕慈善拍卖”，筹集的善款用于资助济南市孤儿院的贫困儿童。在过去的两年里，在野艺术商店为当地带来了积极的社会影响，成为了受欢迎的城市目的地。项目的成功离不开运营团队的努力，也离不开原建筑拥有开阔的开放空间和挑高天花板，这在市中心地区是非常昂贵的。如果客户当初决定拆除旧建筑，上别处租赁和运营这类空间，成本会相当高。

在过去的40年里，中国经历了人类历史上最快的经济增长，使数亿人摆脱了贫困。然而，城市化的进程也让许多传统陷入了困境。如今，中国正处于经济转型的关键时期，高速发展逐渐被高质量发展所取代。随着市场基本需求的满足，用户群体和组织现在需要的是更加定制化的产品和服务，以满足他们对经济增长的不同需求。市场对“建筑”改造的需求将会增加，但改造的平均投资则会被削减。当下比

往任何时候都更需要可持续发展方式，相比城市重建，城市更新得到了更多的支持。可持续发展是一个综合体系。我们相信在野艺术商店的商业模式和设计提供了一个例证性的案例，不管是材料再利用还是投资收益上，改造现有建筑都更具有可持续性。

两年过去了，当我们回顾这个项目时，也受到启发，为公司设定新的发展方向。社会可持续性、社区记忆、积极的社会行动主义，现在已成为我们技能组合和设计的一部分。作为年轻的实践者，我们对未来的前景感到振奋，我们有责任保护更多修建于改革开放前的老建筑，将它们改造成既美观又实用的空间，满足未来的目标用户需求。

目录

1. 原有建筑

项目位置区域
6号创意园
原有建筑照片 (1/7)
原有建筑照片 (2/7)
原有建筑照片 (3/7)
原有建筑照片 (4/7)
原有建筑照片 (5/7)
原有建筑照片 (6/7)
原有建筑照片 (7/7)

2. 空间重塑

规划
一楼增加——新空间、灵活性、趣味性
二楼增加——完整性、简约性
一楼平面图
夹层平面图
二楼平面图

3. 照明策略

自然光线策略
中庭照片
CEO办公室照片
设计师工作室照片
人造灯光策略
夹层照片
主空间照片
吧台照片

4. 美学策略

设计理念：打造“室内浪漫废墟”
室内花园和绿植 (1/2)
室内花园和绿植 (2/2)
入口花园照片
吧台花园照片
保留原有设计特色
阶梯观众席照片
保留原有的斑驳表面
通往堡垒塔楼夹层的楼梯照片
新旧之间的精巧构图
从堡垒塔楼上拍摄的主空间照片
中庭照片

5. 热舒适升级

主动系统
细节设计

6. 施工搭建

交付挑战——设计与施工时间重叠

7. 文化意义

对改革开放前修建建筑的保护意义
对客户及用户的意义



1.

原有建筑

1. 原有建筑
项目位置区域

- 项目主要道路
- 项目所在位置
- 周围大学校园



1. 原有建筑
6号创意园



- ① 废弃礼堂 (项目场地)
- ② 办公室改建精品酒店
- ③ 鲁商乡村振兴有限公司办公楼
- ④ 公共活动空间/周末集市
- ⑤ 停车场
- ⑥ 正门入口

1. 原有建筑

原有建筑照片 (1/7)

他方新建的消防楼梯和电梯

他方新建的顶棚



老礼堂建筑外部西北面，主入口 - Li Yunfeng 摄

Commented [JX2]: 待确认

1. 原有建筑
原有建筑照片 (2/7)



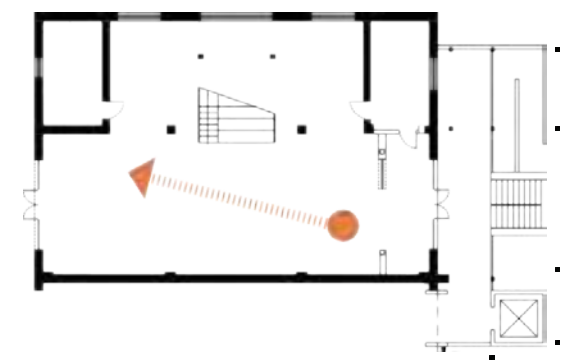
老礼堂主入口 - Li Yunfeng摄



老礼堂后门 - Li Yunfeng摄

1. 原有建筑

原有建筑照片 (3/7)

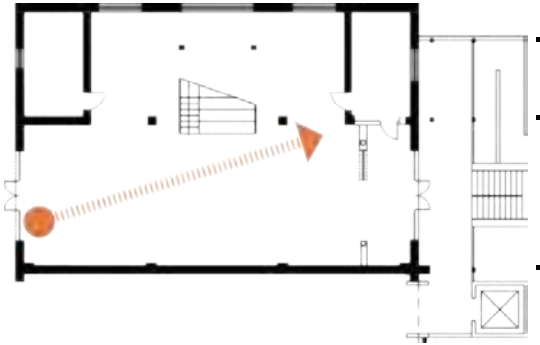


老礼堂一楼内部 - Li Yunfeng摄

Commented [JX3]: 同上

1. 原有建筑

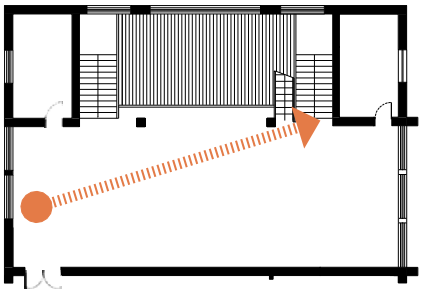
原有建筑照片 (4/7)



老礼堂一楼内部 - Li Yunfeng摄

1. 原有建筑

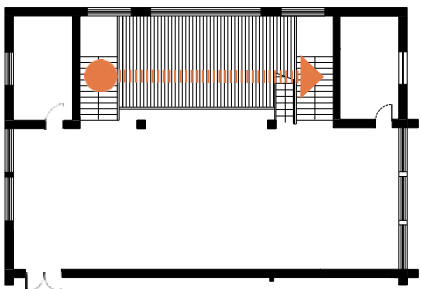
原有建筑照片 (5/7)



老礼堂二楼内部 - Li Yunfeng摄

1. 原有建筑

原有建筑照片 (6/7)

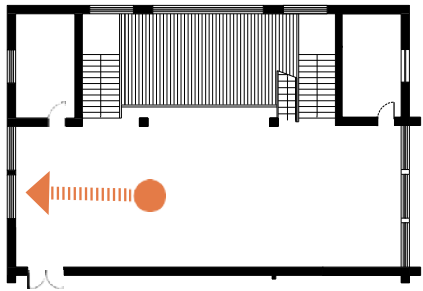


木条板材结构舞台

老礼堂二楼内部- Li Yunfeng摄

1. 原有建筑

原有建筑照片 (7/7)

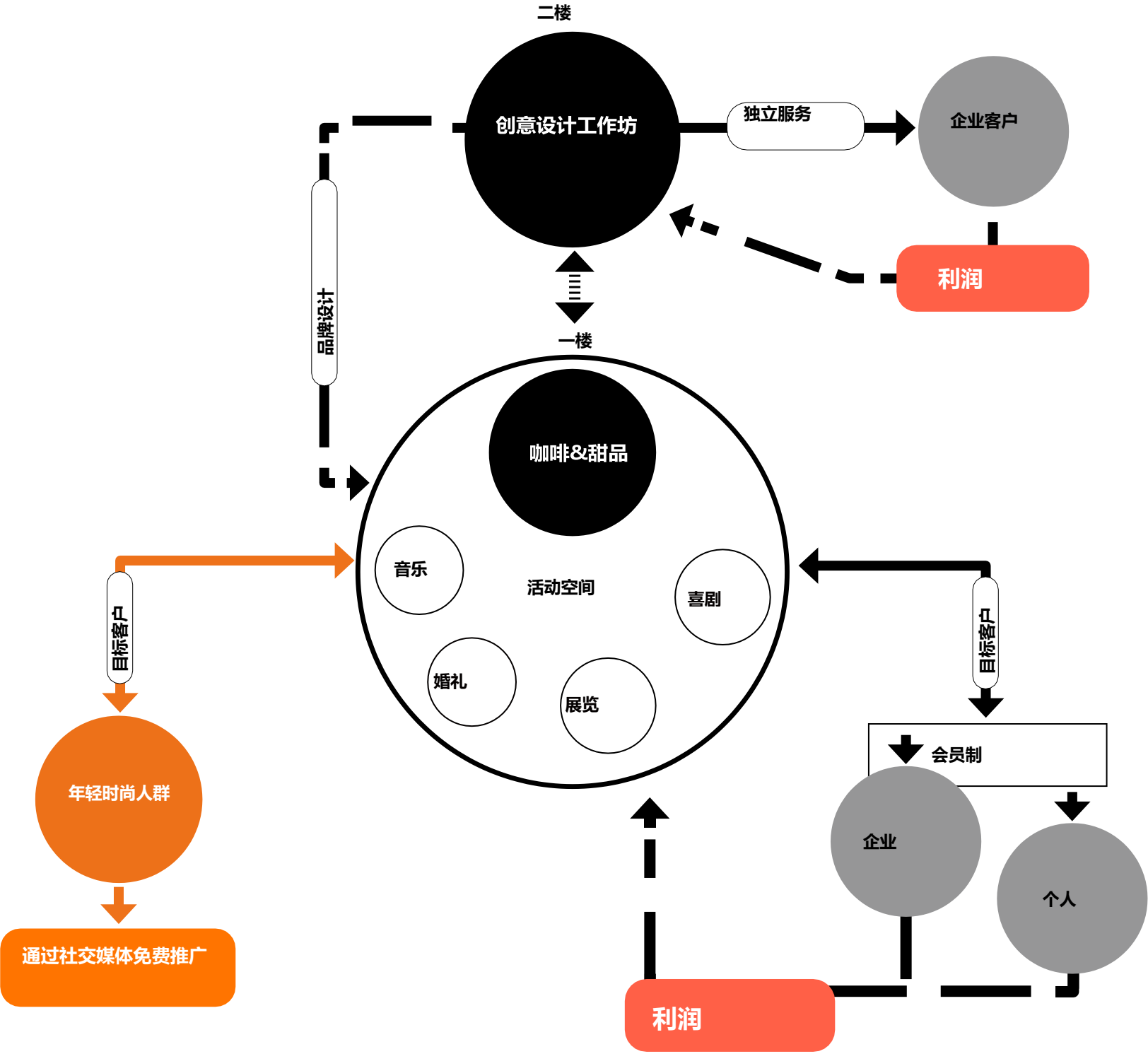


老礼堂二楼内部 - Li Yunfeng摄

2.

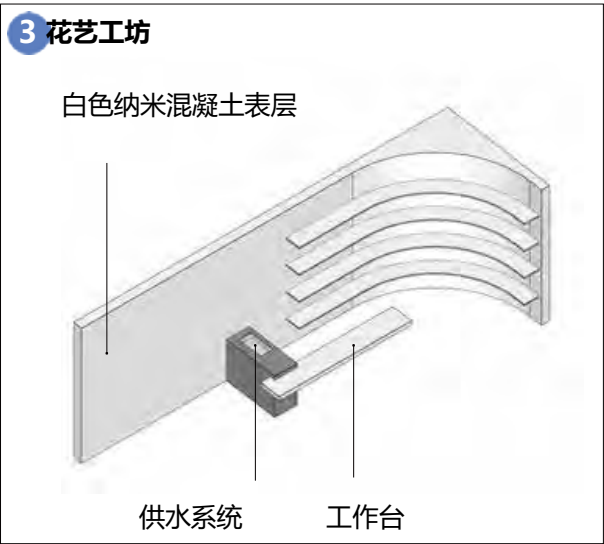
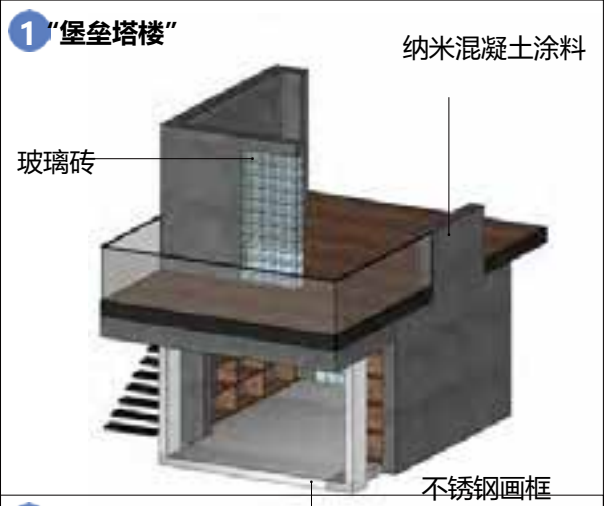
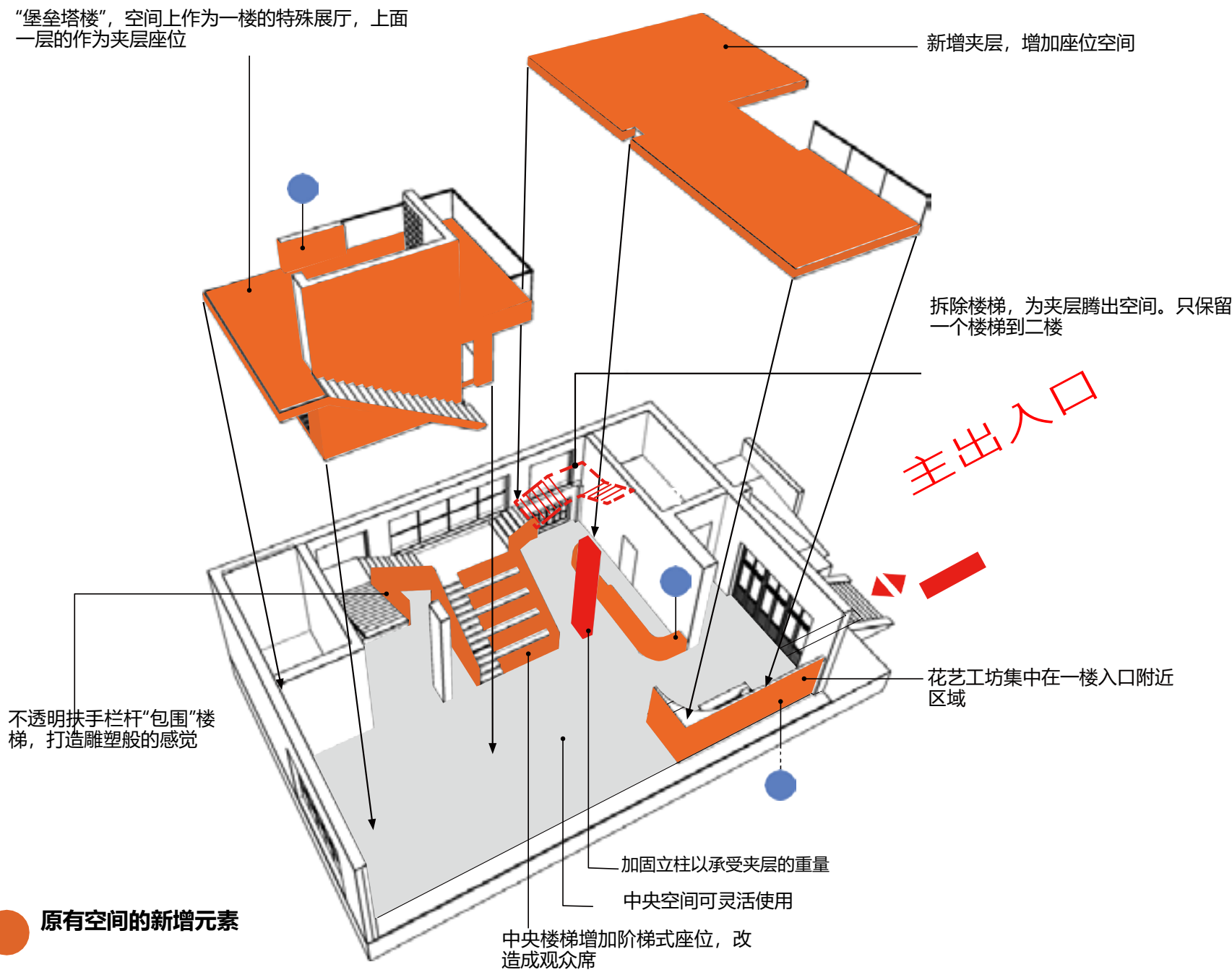
空间重塑

2. 空间重塑
规划



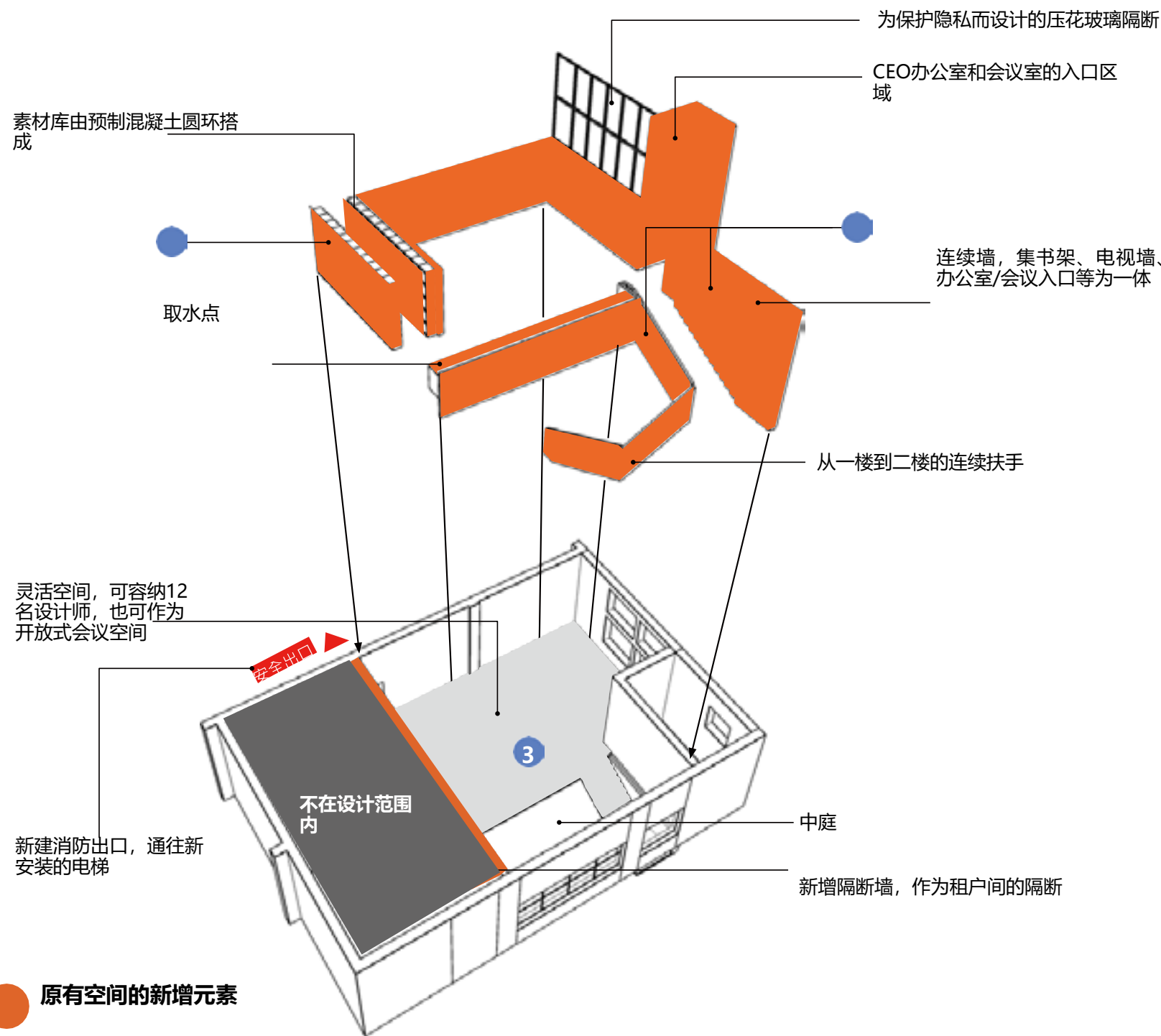
2. 空间重塑

一楼新元素——新空间、灵活性、趣味性！

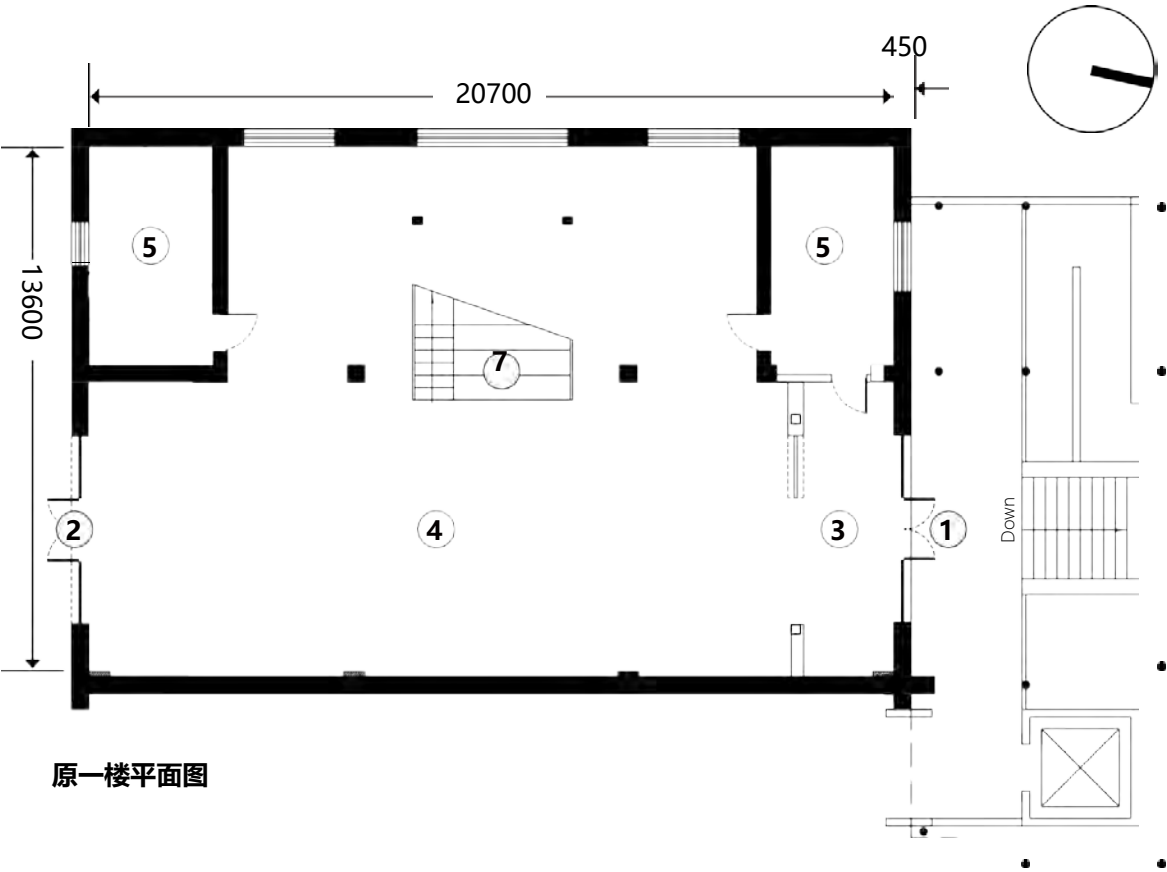


2. 空间重塑

二楼新元素——完整性、简约性



2. 空间重塑
一楼平面图



原一楼平面图

- 1 正门入口
- 2 后门入口
- 3 入口大厅
- 4 大厅开放式空间
- 5 洗手间



重新规划用途后的一楼平面图

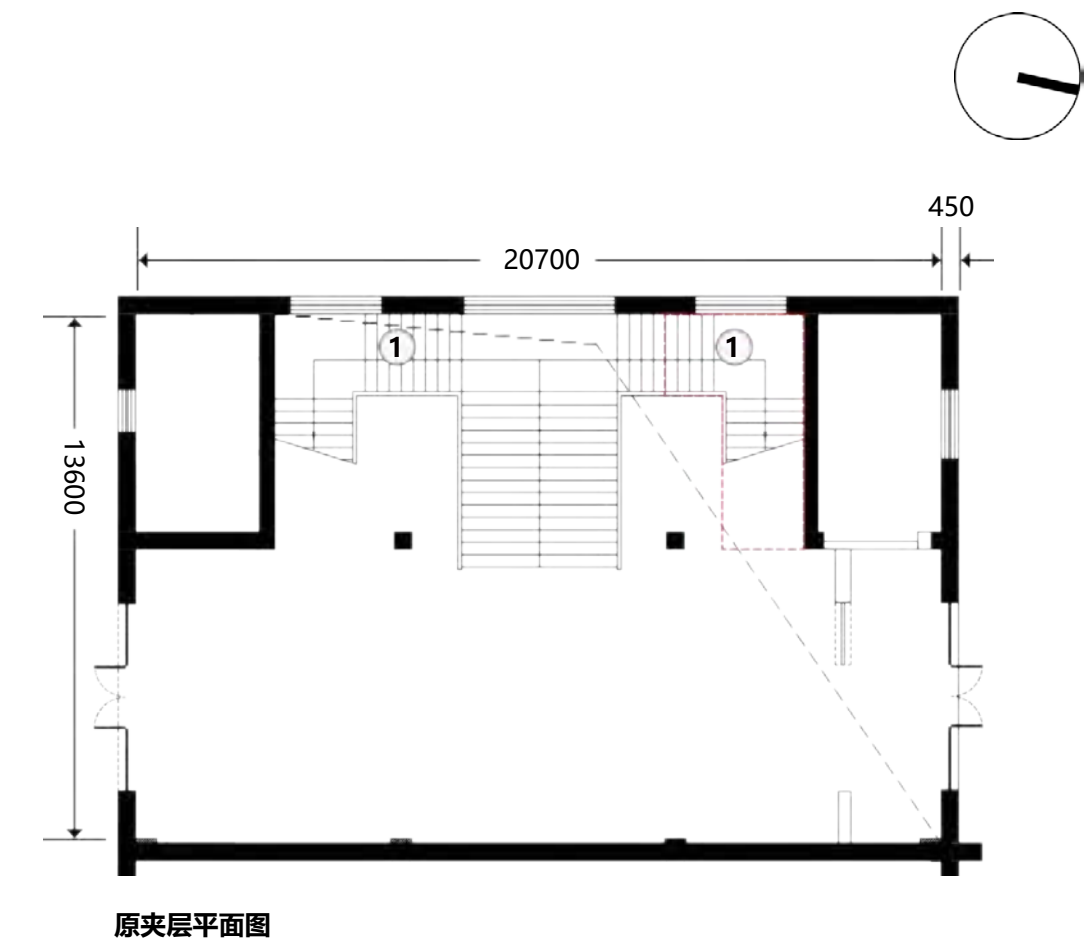
- 1 新增主入口设计
- 2 入口花园
- 3 厨房
- 4 吧台
- 5 花艺工坊
- 6 特殊展览空间
- 7 储物空间
- 8 盥洗室
- 9 楼梯改观众席
- 10 下沉座位
- 11 外卖点
- 12 灵活座位/活动空间

- 新增分区
- 加固结构柱体
- 新增钢结构梁
- 新增结构柱体
- - 拆除结构柱体

座位总数	22 ~ 26
一楼总面积	313.2平方米

2. 空间重塑

夹层平面图

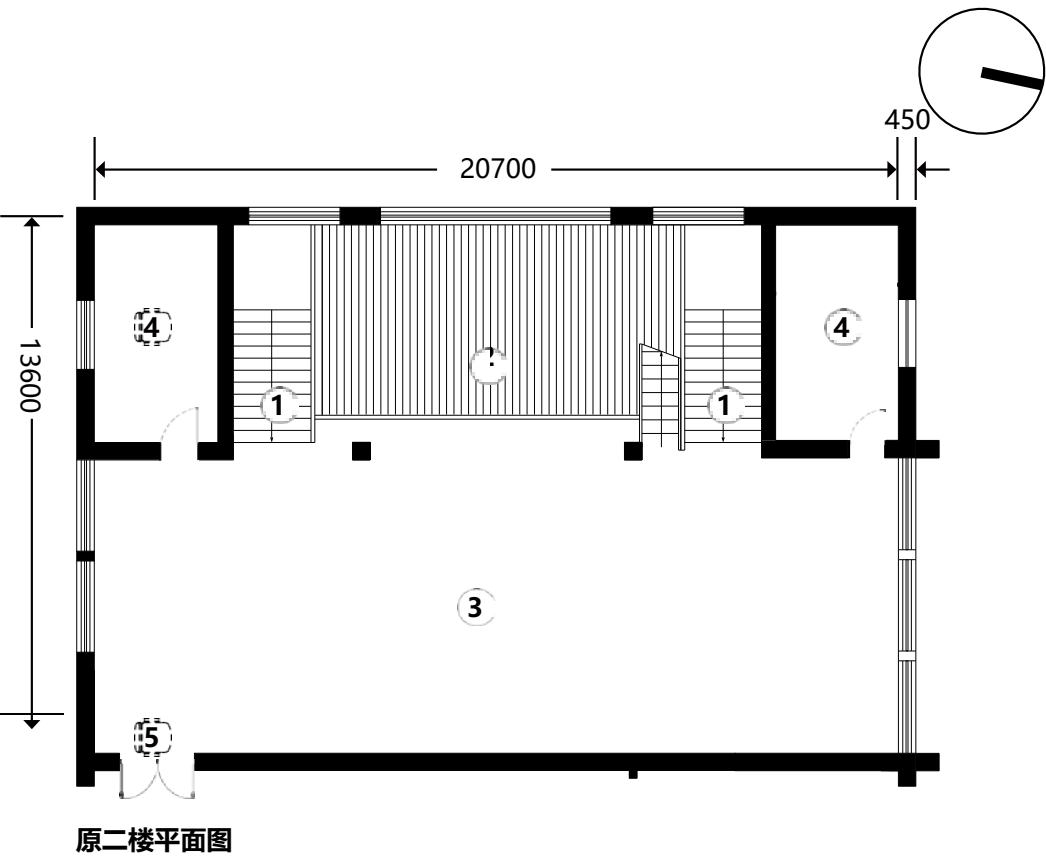


- ① 主楼梯改观众席
- ② 新增北夹层
- ③ VIP音乐休息室
- ④ 通往工作坊的楼梯
- ⑤ 新增南夹层

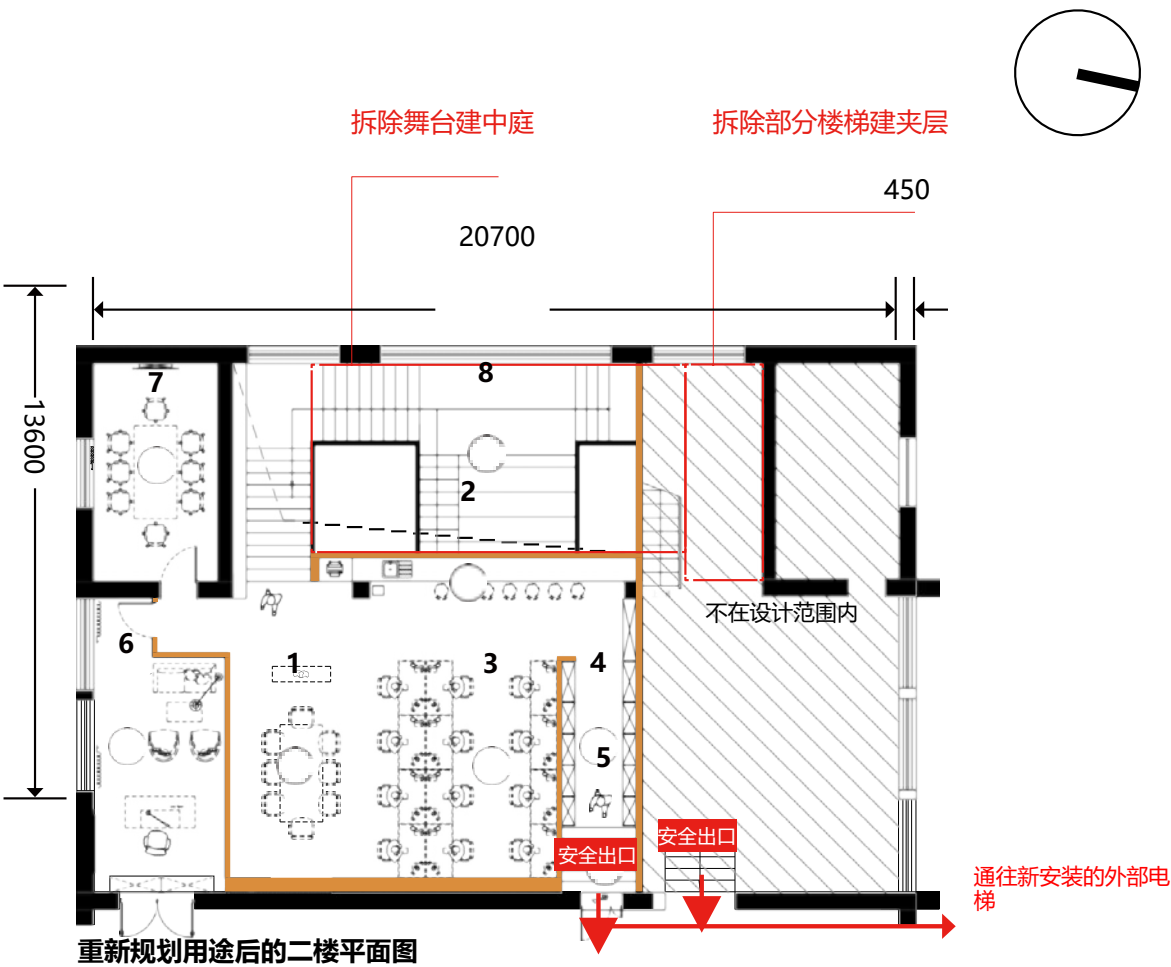
- 新增分区
- 加固结构柱体
- 新增结构柱体
- 拆除结构柱体

座位总数	28
夹层面积	107平方米

2. 空间重塑
二楼平面图



- ① 通往一楼的楼梯
- ② 舞台
- ③ 可灵活使用的礼堂大厅
- ④ 男/女厕所/更衣室
- ⑤ 后门



- ① 开放式会议空间
- ② 取水点
- ③ 开放式工位
- ④ 素材库
- ⑤ 后门出入口
- ⑥ 经理办公室
- ⑦ 会议室
- ⑧ 观众席

- 新增分区
- 加固结构柱体
- 新增结构柱体
- 拆除结构柱体

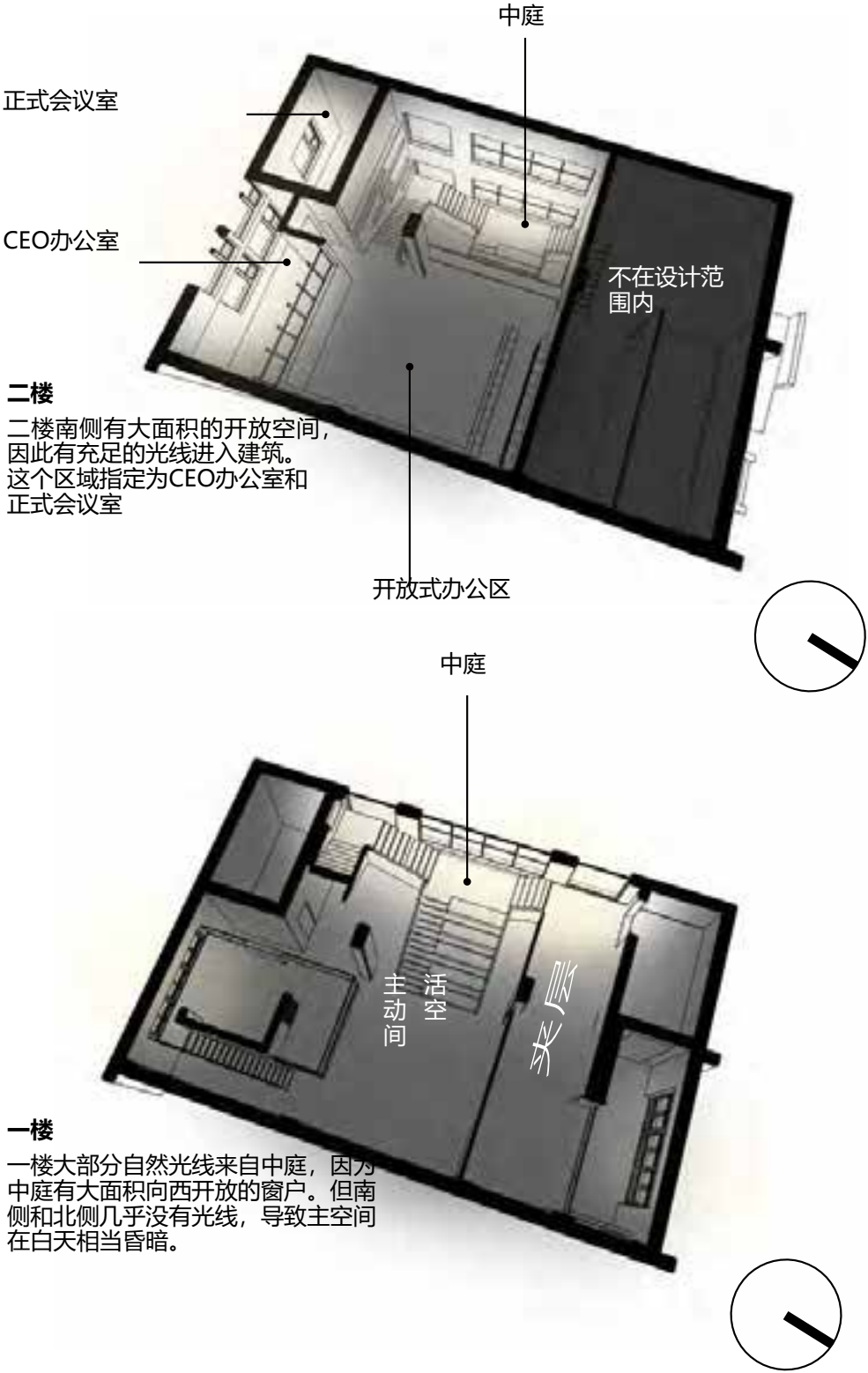
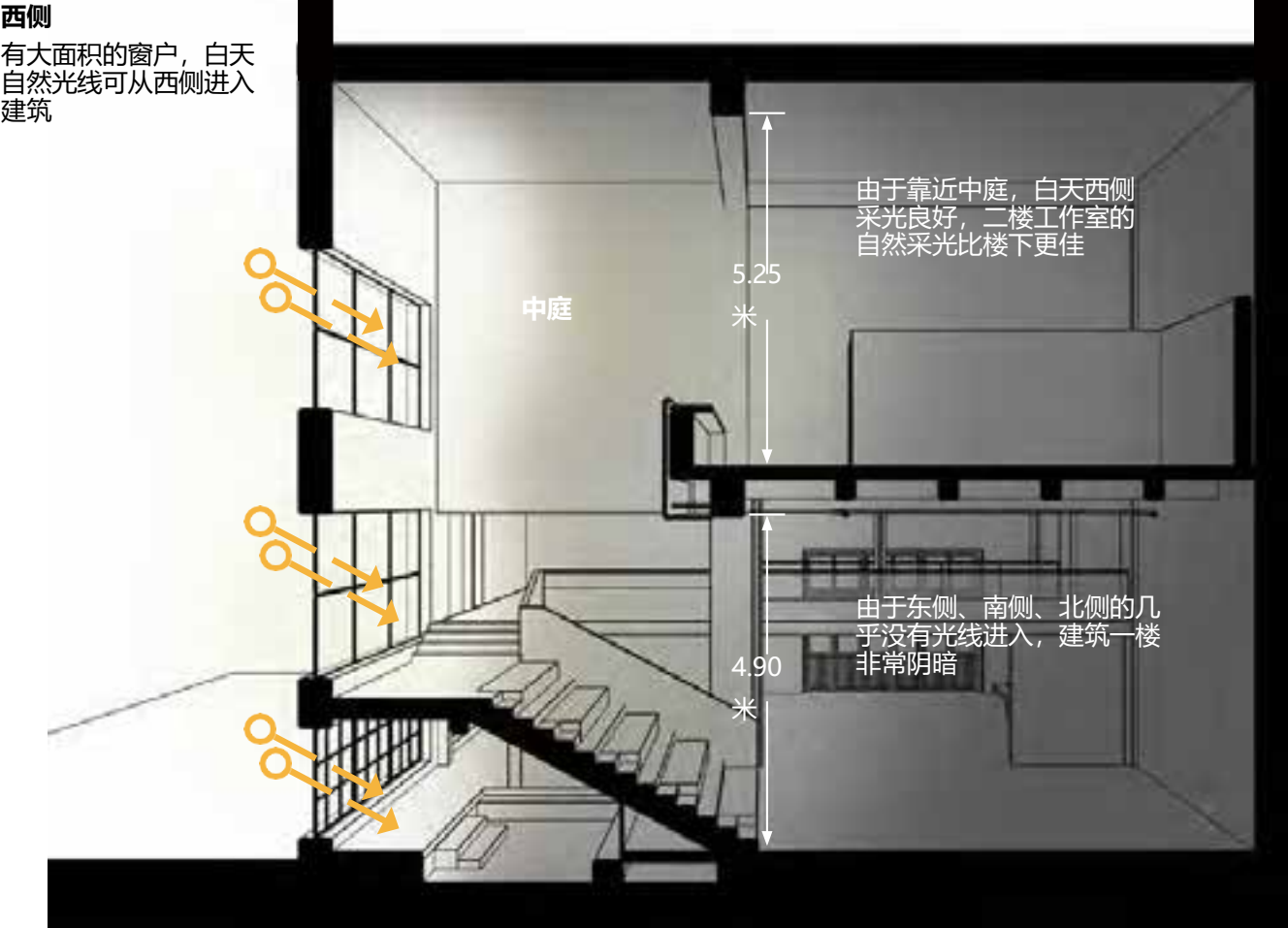
工位总数	15
二楼面积	209平方米

3.

照明策略

3. 照明策略

自然光线策略



3. 照明策略

中庭照片




3. 照明策略

CEO办公室照片

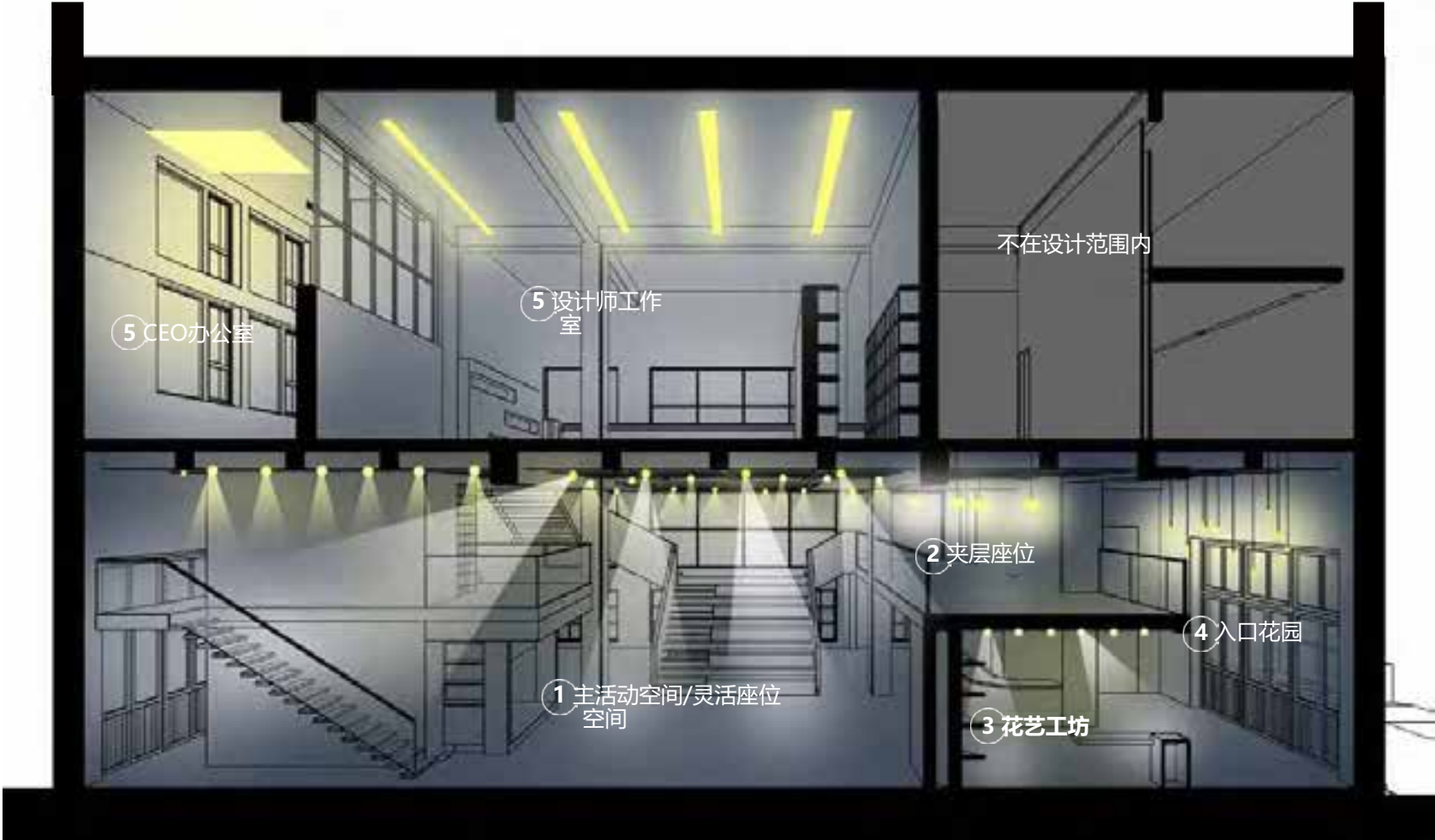


3. 照明策略

设计师工作室照片



3. 照明策略
人造灯光策略



④ 为给人以惊喜之感，入口区域选择了不同风格的复古灯泡作为搭配，灯光明亮而神秘。



⑤ CEO办公室和设计师工作室也采用了同样的灯光。作为常规办公环境，均匀且明亮的白光最能满足需要



① 主活动空间/灵活座位空间的光源主要来自射灯，射灯安装在灯轨上的，可以灵活改变光线角度。这里的灯光需要适应不同的活动和场合，营造良好的氛围



② 这个区域需要恒定灯光照明，以营造稳定且有质感的氛围。因此，采用了时尚的吊灯，可照亮整个区域。



③ 花艺工坊需要展示作品，所以用聚光灯来突出不同的区域和物体



3. 照明策略

夹层照片



3. 照明策略

主空间照片



3. 照明策略

吧台照片



4.

美学策略

4. 美学策略

设计理念：打造“室内浪漫废墟”



室内花园和绿植



保留原有设计特色



保留原有的斑驳表面



新旧之间精巧构图

4. 美学策略

材质面板

原有建筑材料

裸露的砖块和斑驳的灰泥



裸露的混凝土结构



装饰性水磨石



新材料

纳米混凝土表层



黑色涂漆钢和不锈钢



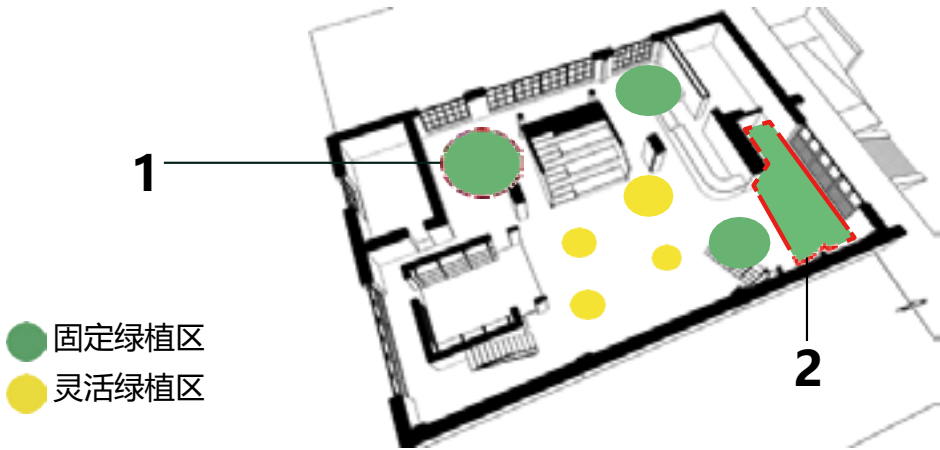
玻璃砖和压花玻璃



4. 美学策略

室内花园和绿植 (1/2)

1. 室内绿植装置



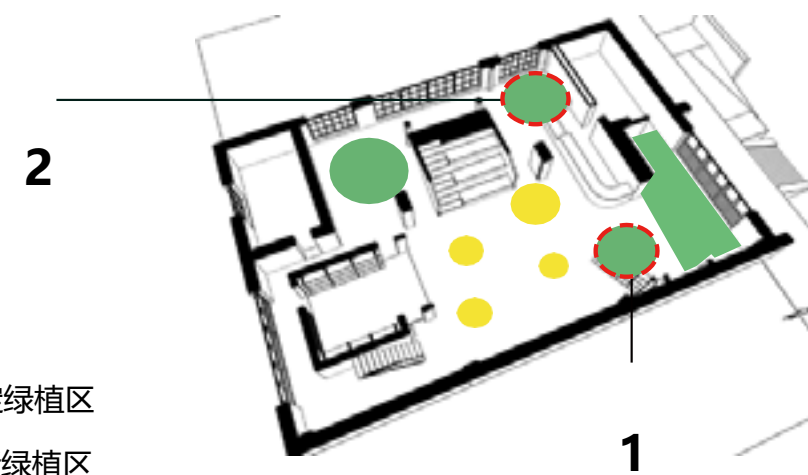
2. 室内入口花园



4. 美学策略

室内花园和绿植 (2/2)


1. 花艺工坊



2. 吧台侧花园



4. 美学策略 入口花园照片



4. 美学策略

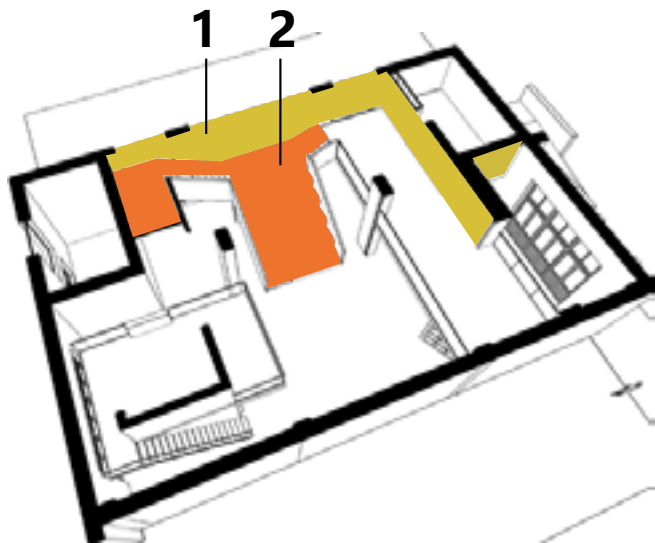
吧台花园照片



4. 美学策略

保留原有设计特色

1. 保留西立面窗户



2. 保留楼梯的水磨石图案地板和绿色腰线



4. 美学策略

阶梯观众席照片



4. 美学策略

保留原有的斑驳表面

1. 保留绿色墙面漆和被拆除的楼梯痕迹



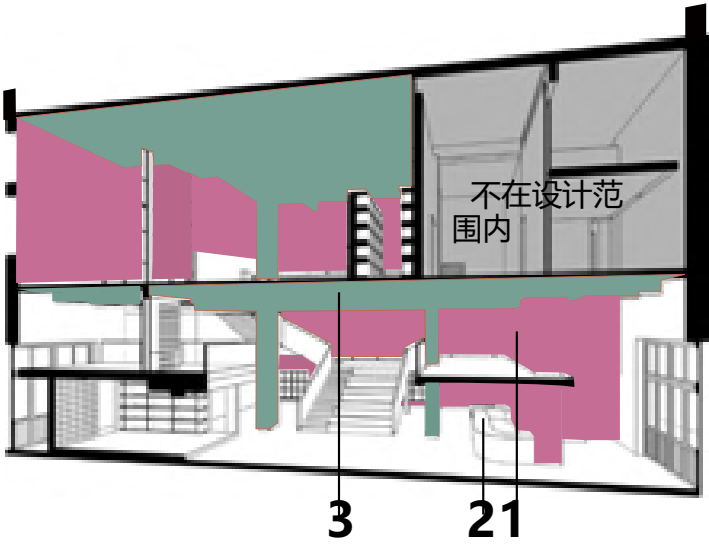
2. 吧台区，斑驳的墙面和底层砖墙



3. 裸露的现浇混凝土结构天花板



裸露的混凝土结构
保留斑驳的墙面



4. 美学策略

通往堡垒塔楼夹层的楼梯照片



4. 美学策略

新旧之间的精巧构图

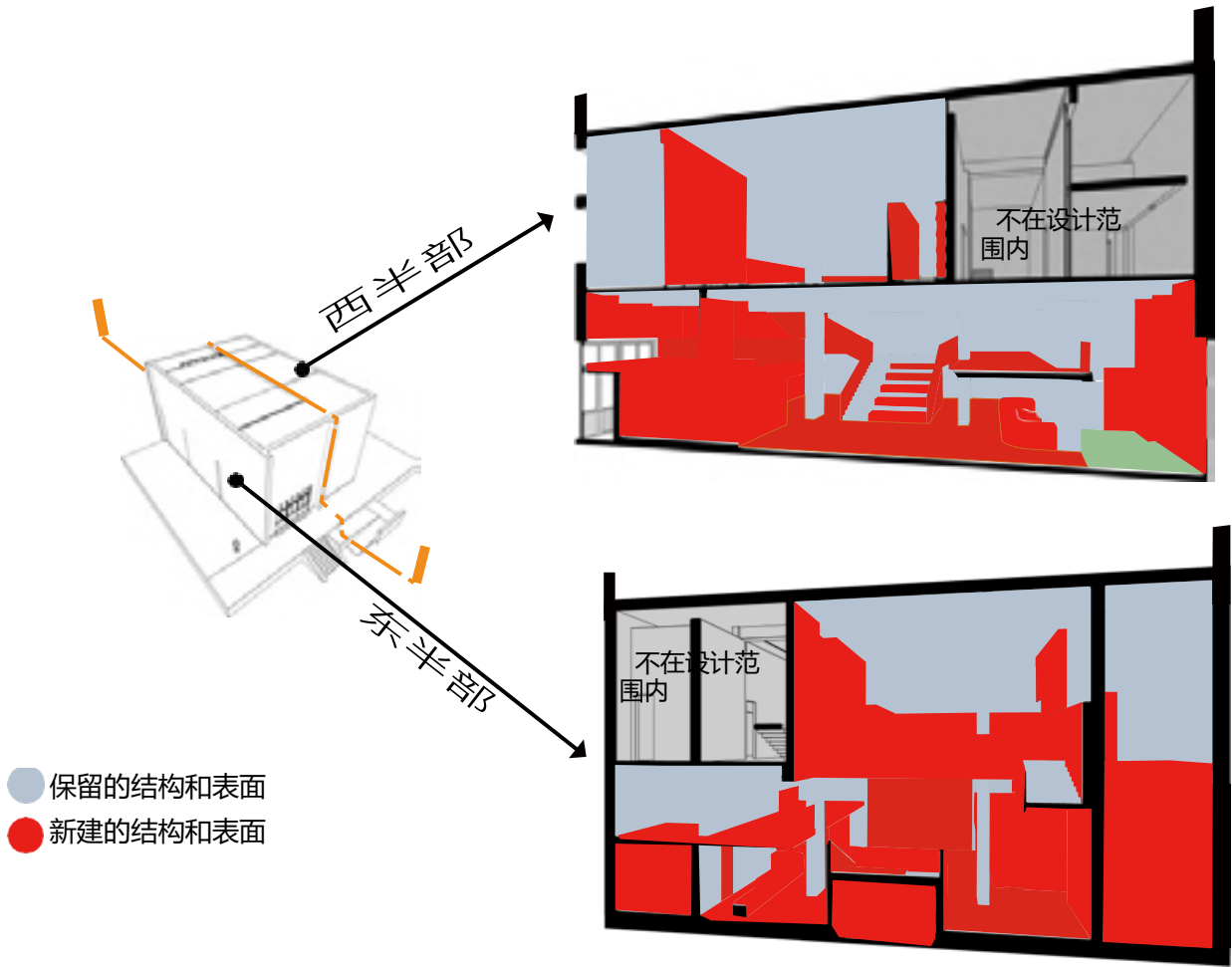
1. 运用玻璃砖和压花玻璃形成对比



2. 防护栏杆涂有质地粗糙的灰色纳米混凝土




3. 中性的金属元素与裸露的混凝土、砖石、斑驳的石灰涂料交相辉映




4. 美学策略

从堡垒塔楼上拍摄的主空间照片



4. 美学策略 中庭照片



5.

热舒适升级

5. 热舒适升级
主动系统

1



窗户更换为铝框双层玻璃，可开关，如上图所示

2



上下两层均安装地暖系统

建筑外墙为30多厘米厚的双层砖墙，内外灰泥涂层约2厘米。外墙的绝对厚度能够聚热保暖。

3

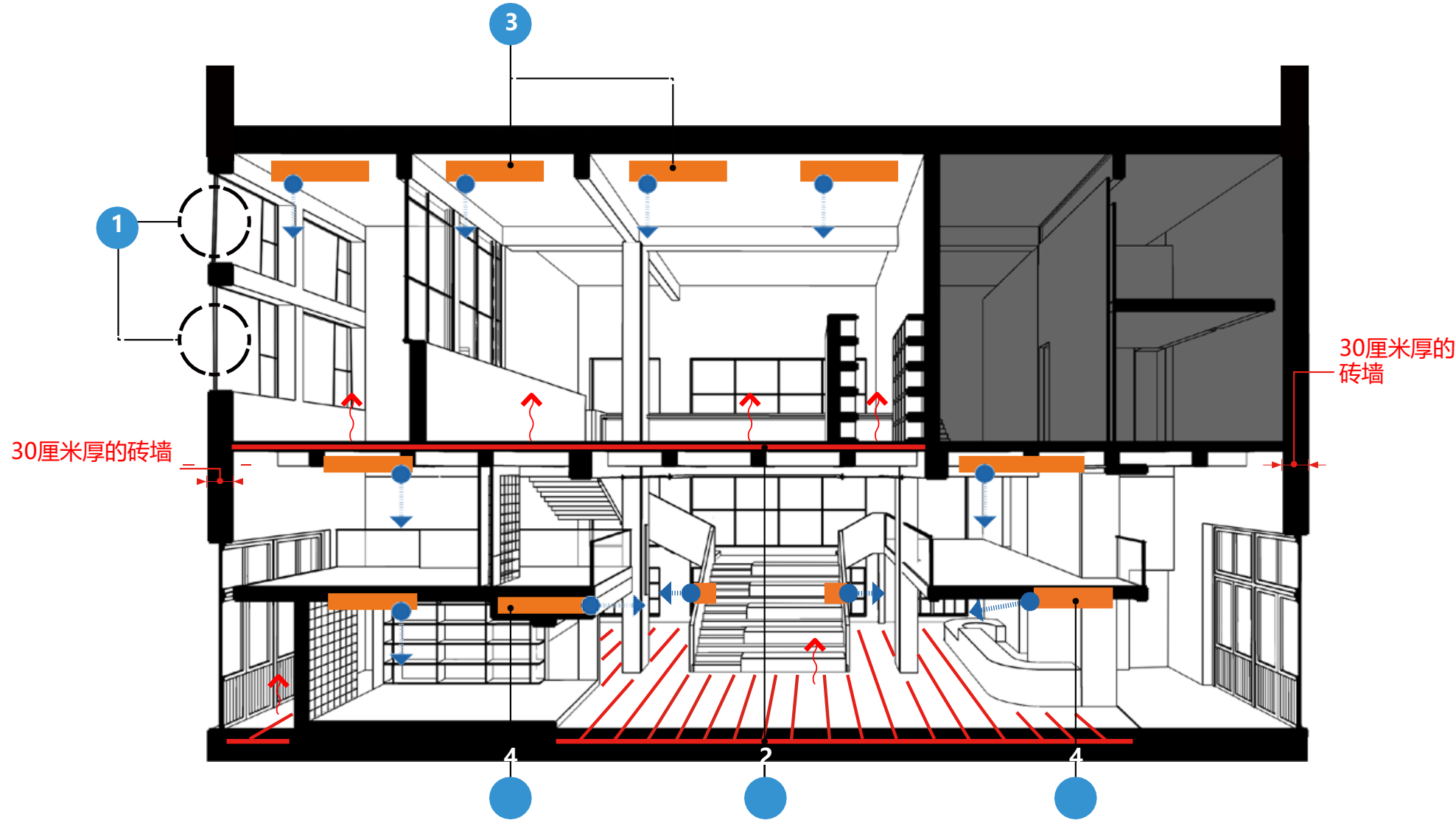


空调机组安装在天花板，风向朝下

4




空调安装在隔板上，向两侧吹

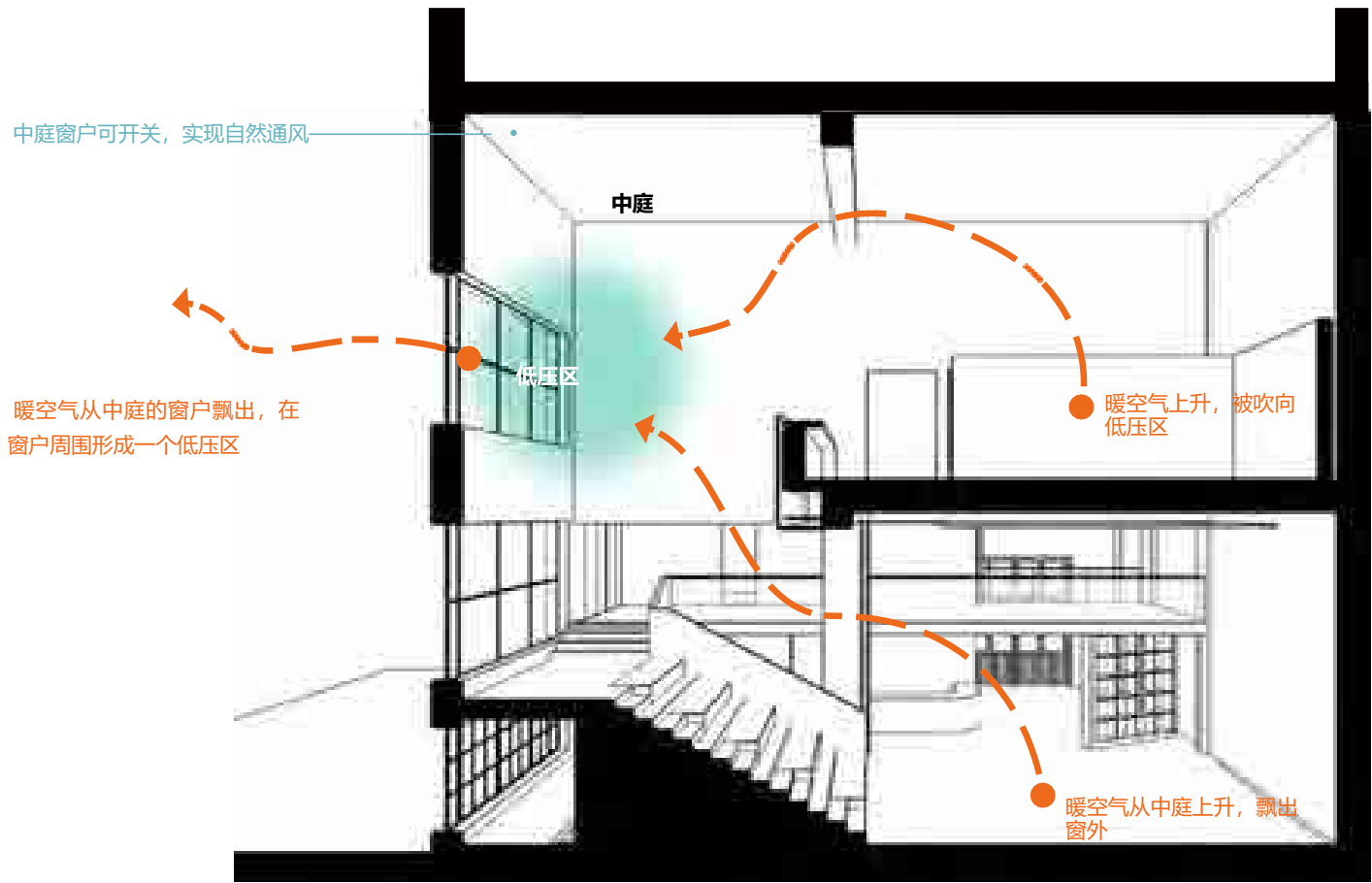
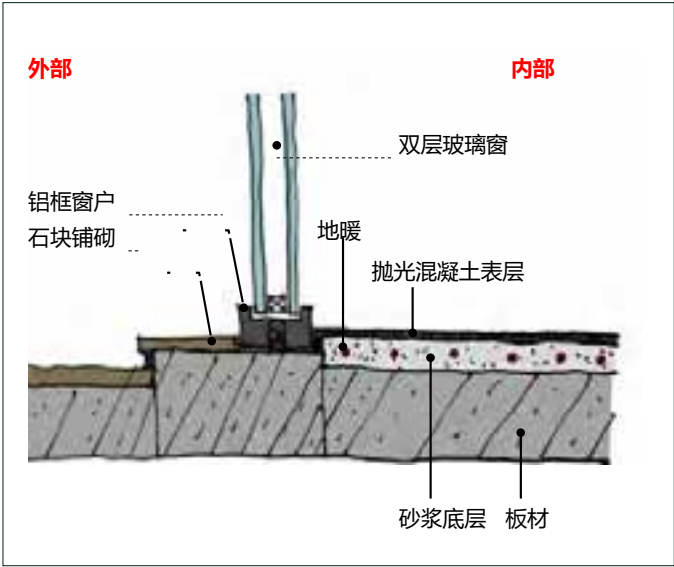


5. 供暖升级 细节设计

1 入口处的隔热细节-1



2 入口处的隔热细节-2



图解夏季自然通风情况



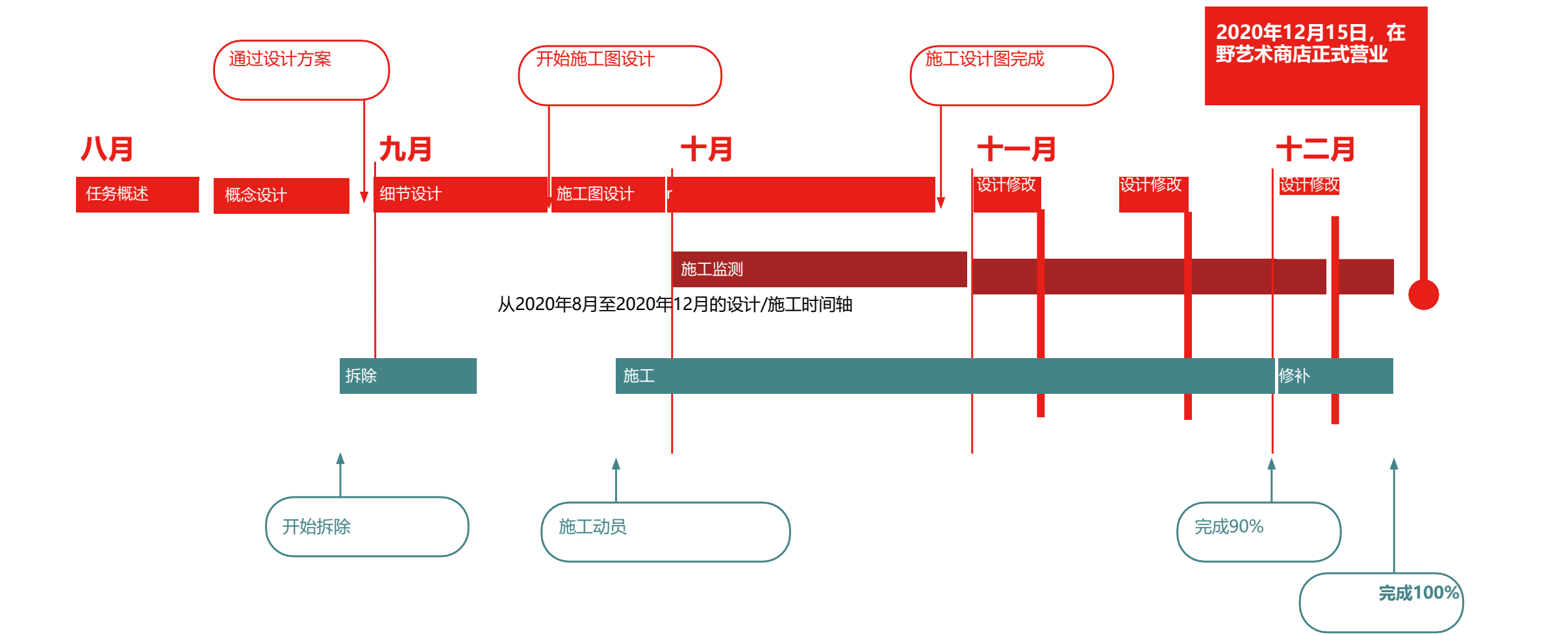
新建墙壁，改善入口处的隔热效果

6.

施工搭建

6. 施工搭建

交付挑战——设计和施工时间重叠（见“项目概述”）



夹层施工



夹层施工- 2



暴露的混凝土柱



搭建“堡垒塔楼”

7.

文化意义

7. 文化意义

对保护改革开放前修建的建築的意义（见“项目概述”）

中国对修建于改革开放前的建筑的保护意识增强



陕西老建筑群的居民楼，图片来自知乎网页

开创新美学，保留老建筑的记忆



皮拉内西（Piranesi）描绘的古罗马遗迹

为年轻人提供新的目的地、社交空间和活动空间



在野艺术商店活动照片——Yin Lixia摄

7. 文化意义

对客户及用户的意义（见“项目描述”）

- 节省时间和金钱
- 成功的空间定制化商业模式
- 成功的品牌推广和良好的宣传
- 为年轻人打造的全新的城市休闲场所和积极的城市活动空间



艺术展览——Yin Lixia摄



定制婚礼 - Yin Lixia摄



私人生日派对- Yin Lixia摄



花艺工作坊——Yin Lixia摄



Private birthday party - Yin Lixia摄



艺术装置和展览——图片来自小红书



感谢您的时间



联系人: Yue Zihong
邮箱地址: yuezihong87@hotmail.com

感谢您的时间



联系人: Yue Zihong
邮箱地址: yuezihong87@hotmail.com